

Jail Chaplaincy Study

Sponsored by

Institute of Prison Ministries Billy Graham Center
at Wheaton College and
Good News Jail and Prison Ministry



Methodology

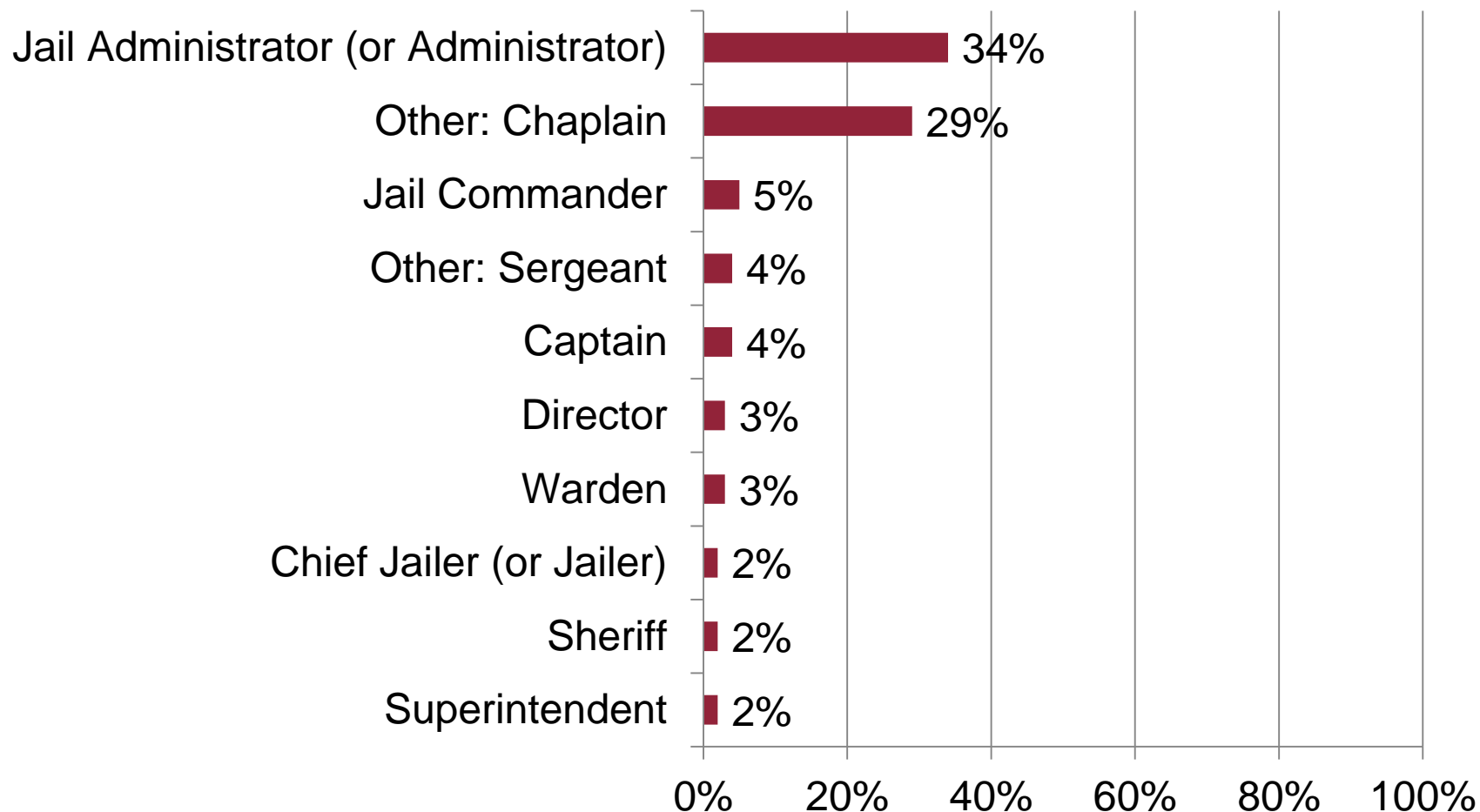
- ❑ The online survey was conducted May 16-September 30, 2018
- ❑ The study was sponsored by Institute of Prison Ministries Billy Graham Center at Wheaton College and Good News Jail and Prison Ministry
- ❑ The first source of sample was a national list of jails obtained from the National Public Safety Information Bureau. Those with email addresses were invited to complete the online survey.
- ❑ In addition to the initial list, the Institute of Prison Ministries did additional lookups identifying additional jails not included in the first sample.

Methodology

- ❑ The Institute of Prison Ministries made telephone calls to jails in 14 states (AL, AK, AR, AZ, CO, CT, DC, DE, GA, HI, IA, IL, MI, TX) to encourage response to the online survey.
- ❑ The completed sample is 309 surveys (150 from the first email invites and 159 from follow-up calling and emails)
- ❑ The sample provides 95% confidence that the sampling error does not exceed $\pm 5.1\%$
- ❑ Margins of error are higher in sub-groups

Survey Responses of Initial Recipients

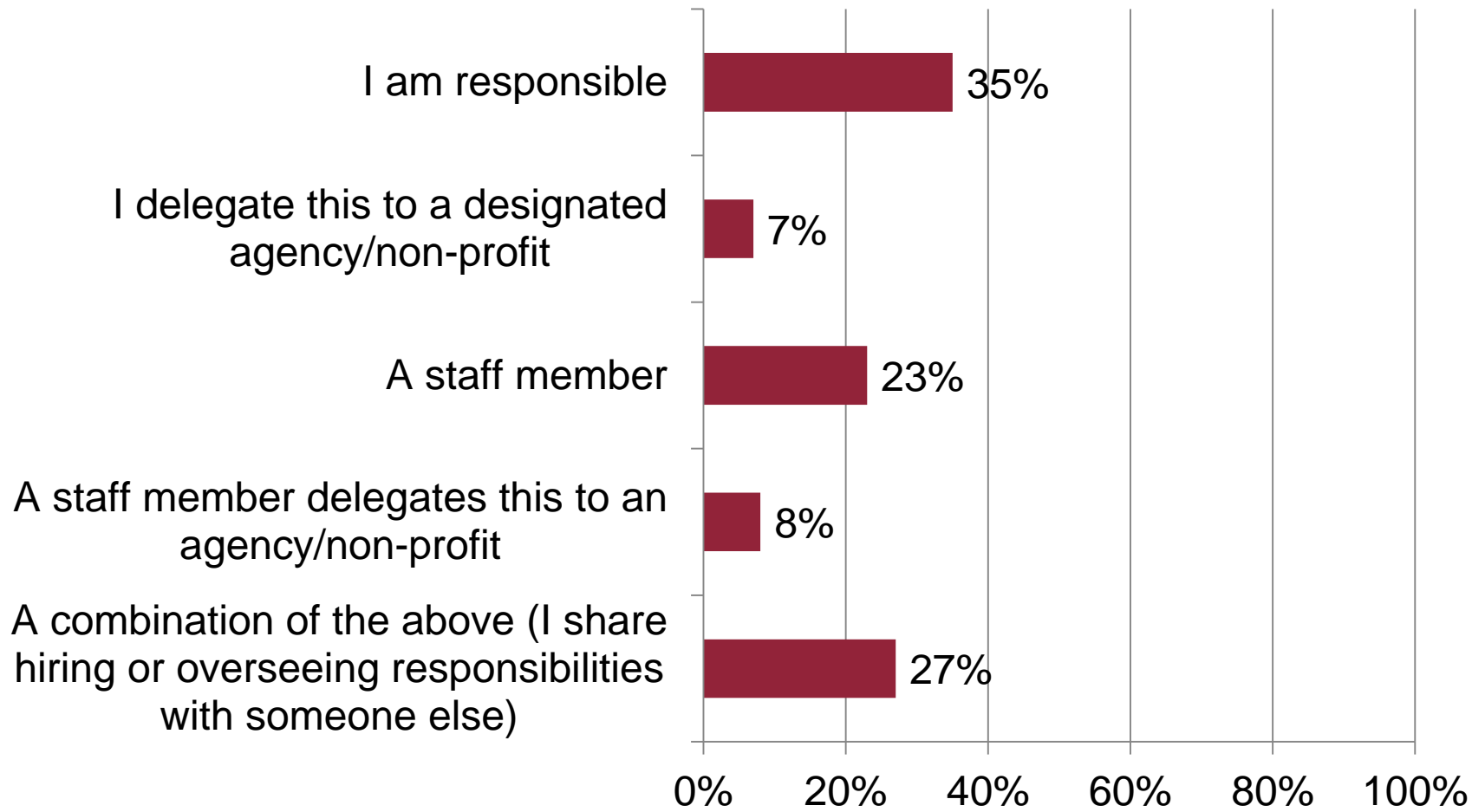
34% say their job position or title is “Jail Administrator”



Other: Lieutenant 2%, Program coordinator 2%, Deputy 1%, Under/assistant sheriff 1%, Other 6%

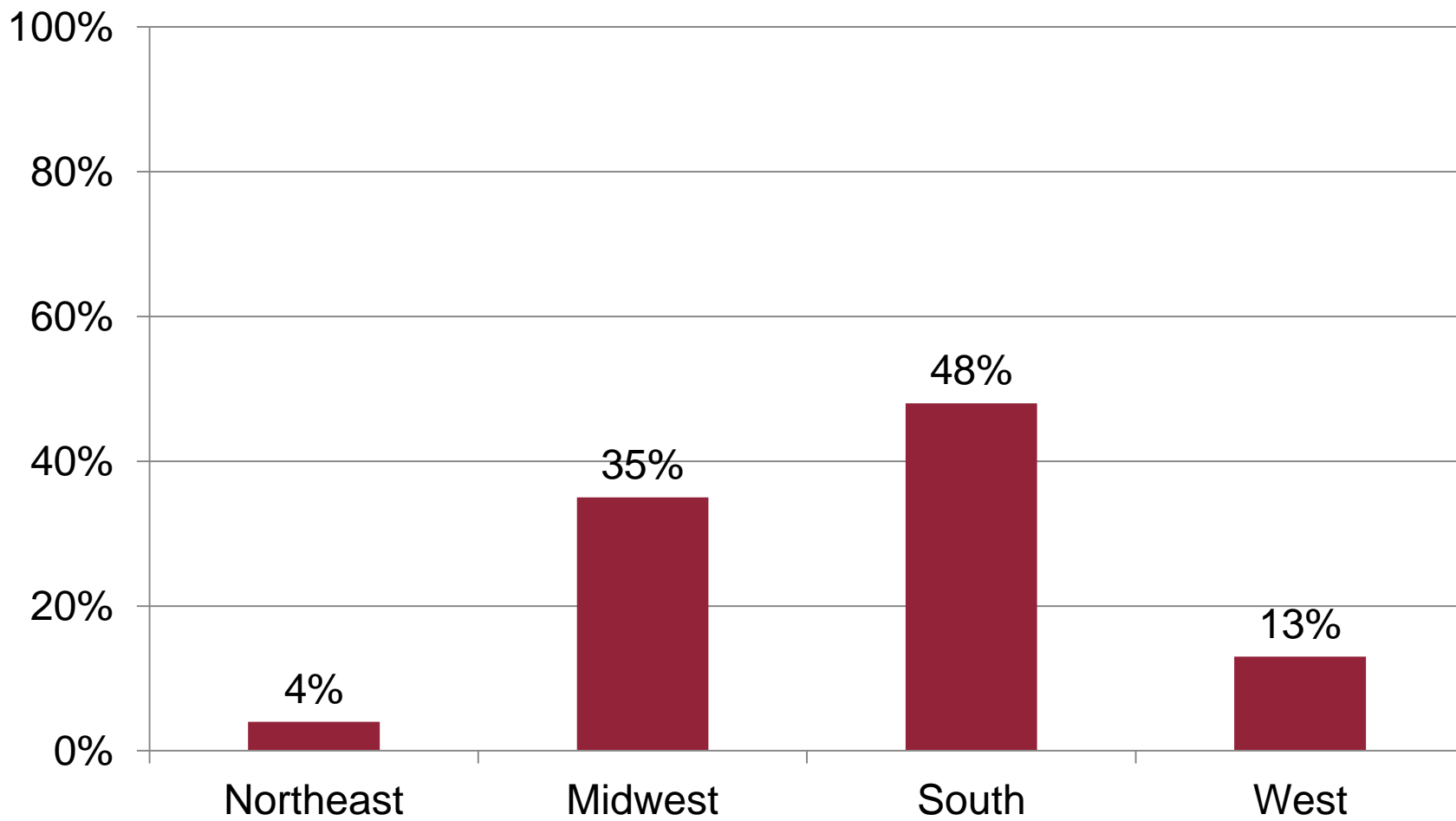
Q2: “Which best reflects your job position (or title) at the jail?” n=309

35% say they are responsible for the hiring and screening chaplains; 23% say another staff member handles this



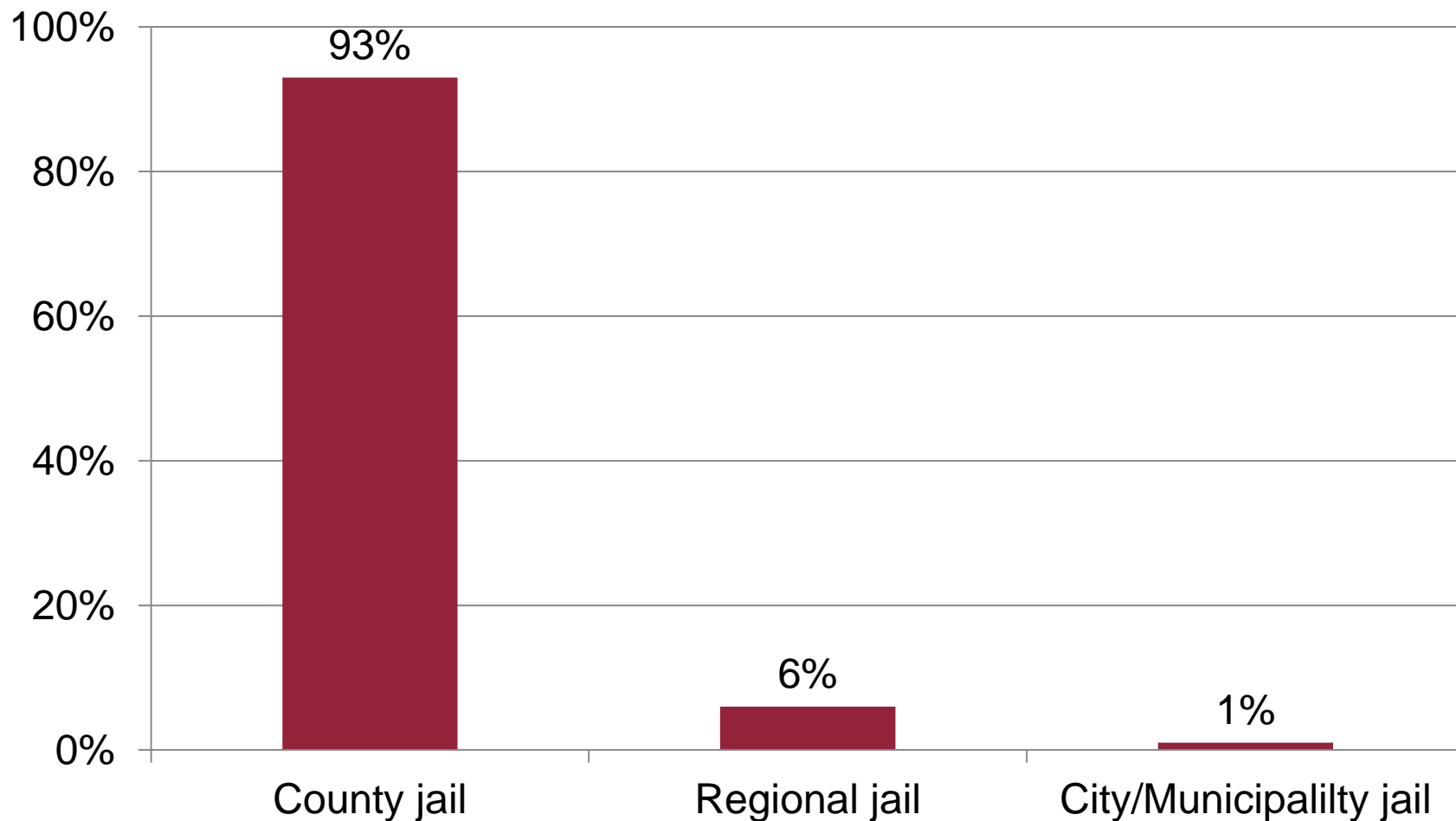
Q5: "At your facility, which of the following best reflects who hires or coordinates chaplain(s)?" n=309

48% of the participating facilities are in the South



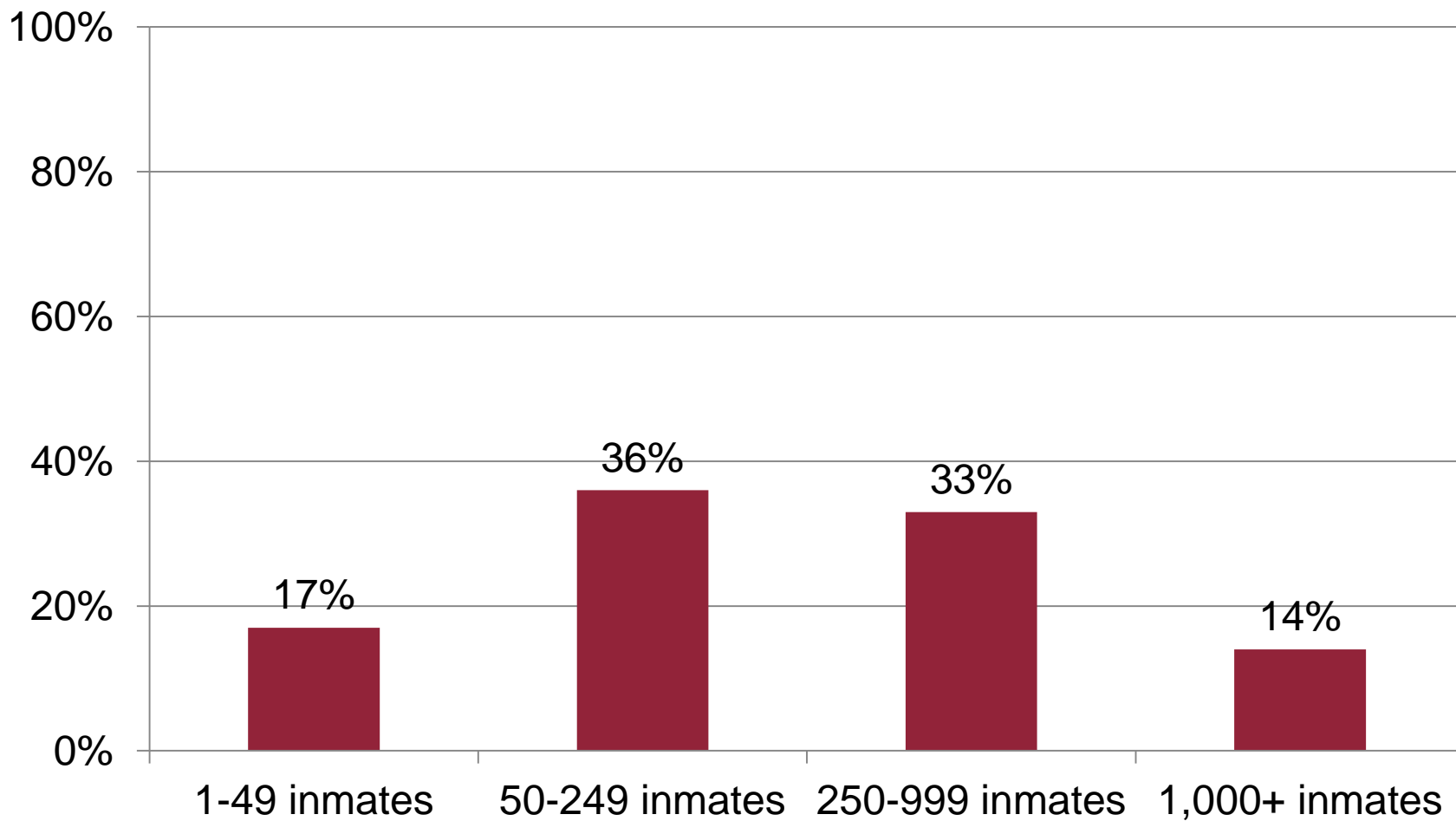
Q6: "What state is your jail located?" n=305

93% of participating facilities are county jails



Q7: "Is your facility a..." n=305

36% of participating facilities have a capacity of 50-249 inmates; 33% have a capacity of 250-999 inmates



Q8: "Which of the following best reflects your jail's typical capacity of inmates?" n=305

Chaplain Survey Responses

“Which best reflects the “model” of working or coordinating with religious service providers at your jail?”

We work directly with ministries and other non-profit organizations who provide chaplains and/or volunteers (e.g., Good News Jail & Prison Ministry)

50%

We work directly with churches who provide chaplains and/or volunteers

53%

We work with specific individuals who contact the jail directly to offer their services

56%

0% 20% 40% 60% 80% 100%

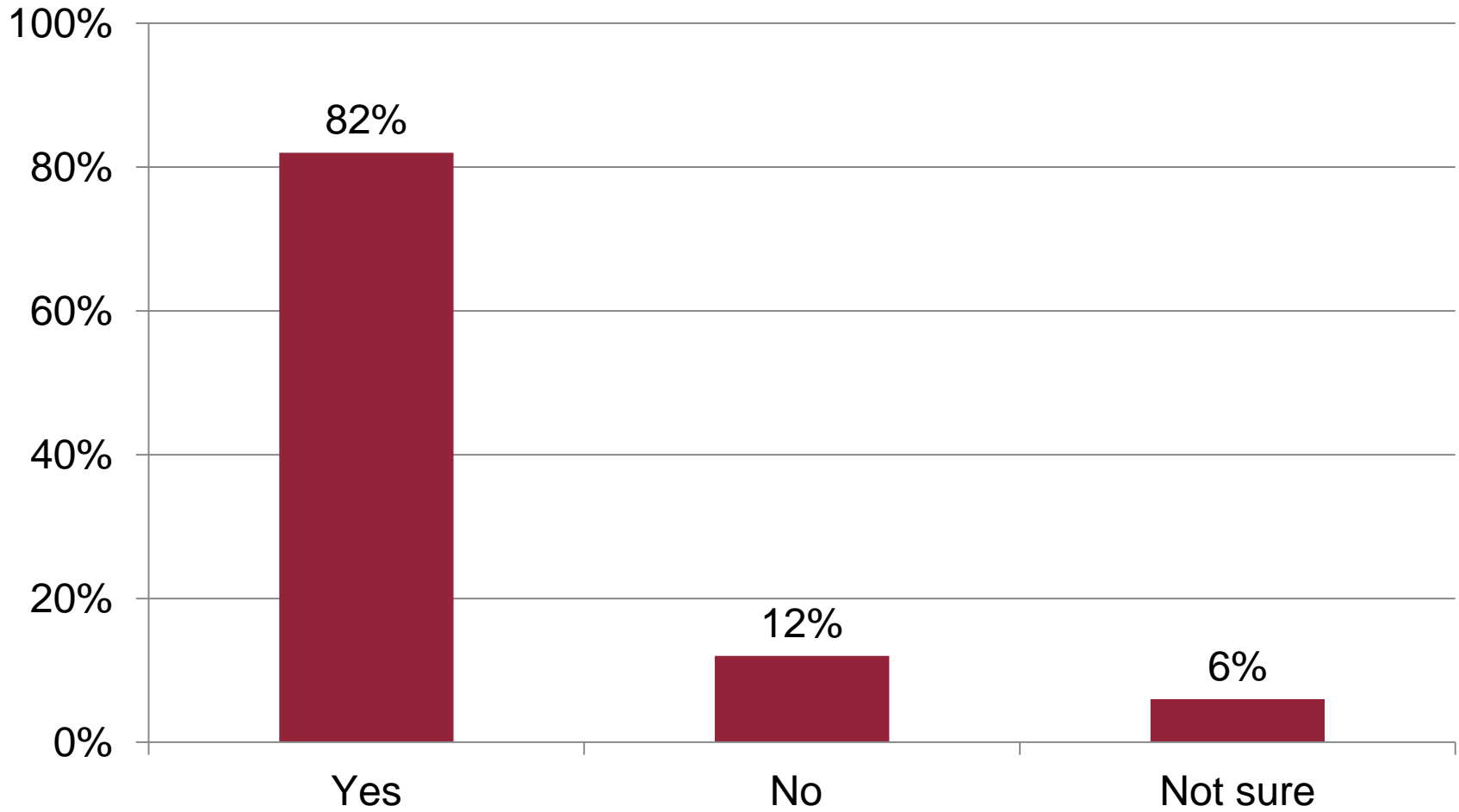
“Can you please share all the types of services that the chaplains and/or volunteers offer at your facility?”

Bible studies	62%
Religious services	59%
Counseling/Mentoring	49%
Parenting classes/GED classes/Life skills	6%
Prayer	5%
Anger management	4%
Other	4%
Not sure	1%



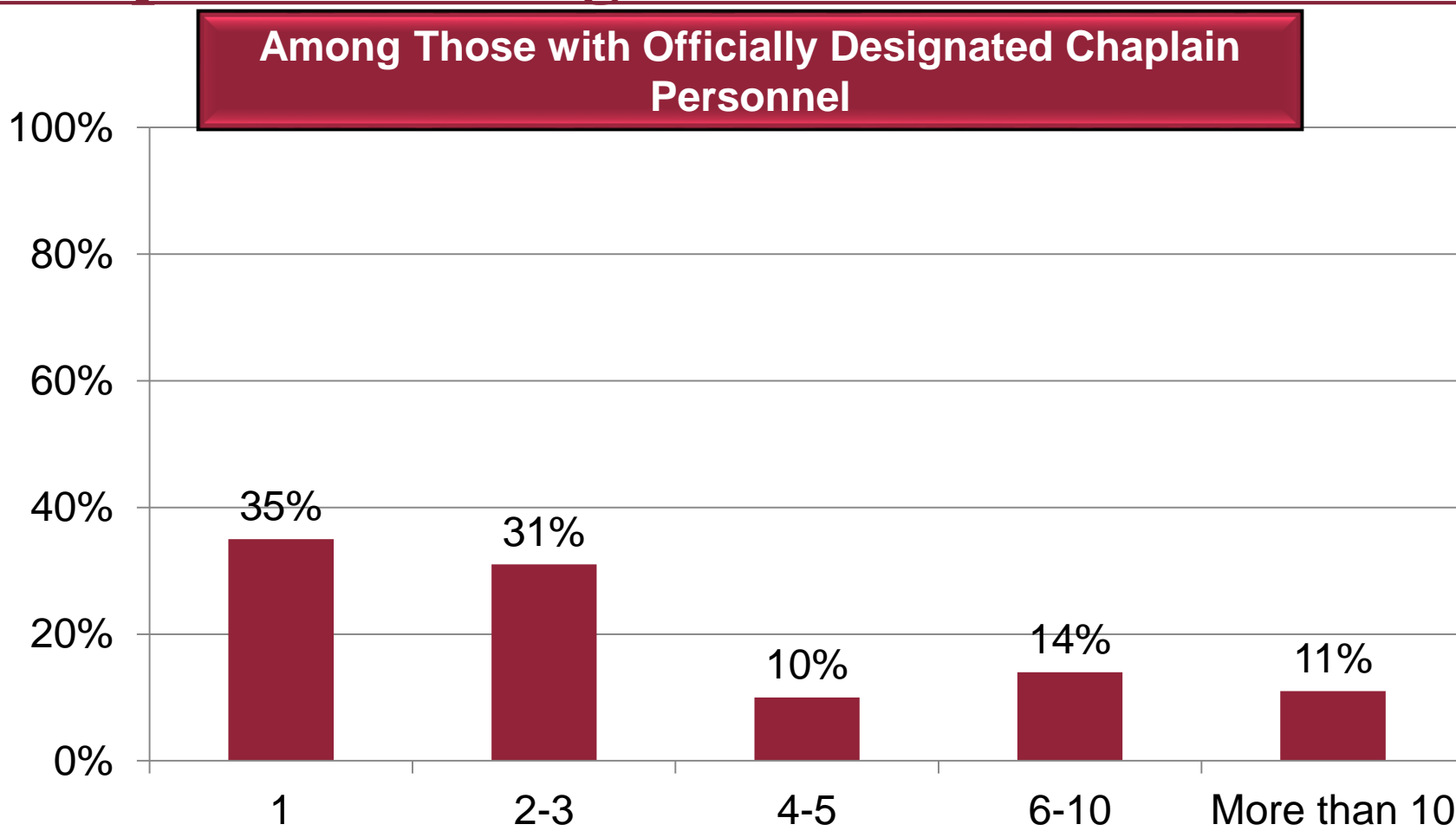
Q12: "Please share all the types of services that the chaplains and/or volunteers offer at your facility?"

82% say their facility has written policies and procedures for religious volunteers and programs



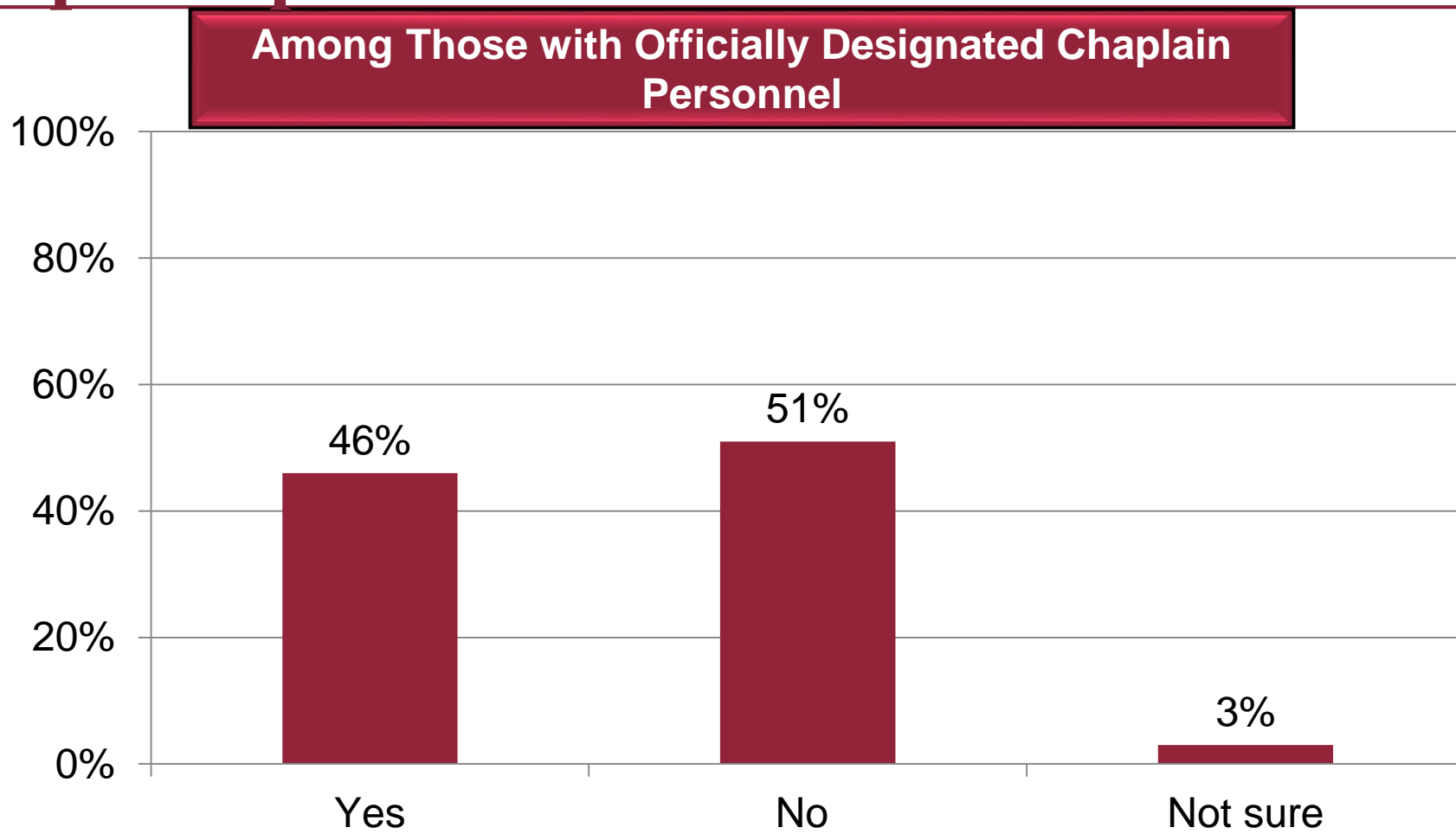
Q13: "Other than general security policies applicable to any program activity or volunteer-led activities, does your facility have written policies/procedures for religious volunteers/programs?" n=230

66% say their facility has 1 to 3 chaplains serving



Q14: "If you have officially designated chaplain personnel, how many chaplains are currently used at the jail (including yourself—if you are a chaplain)?" n=184

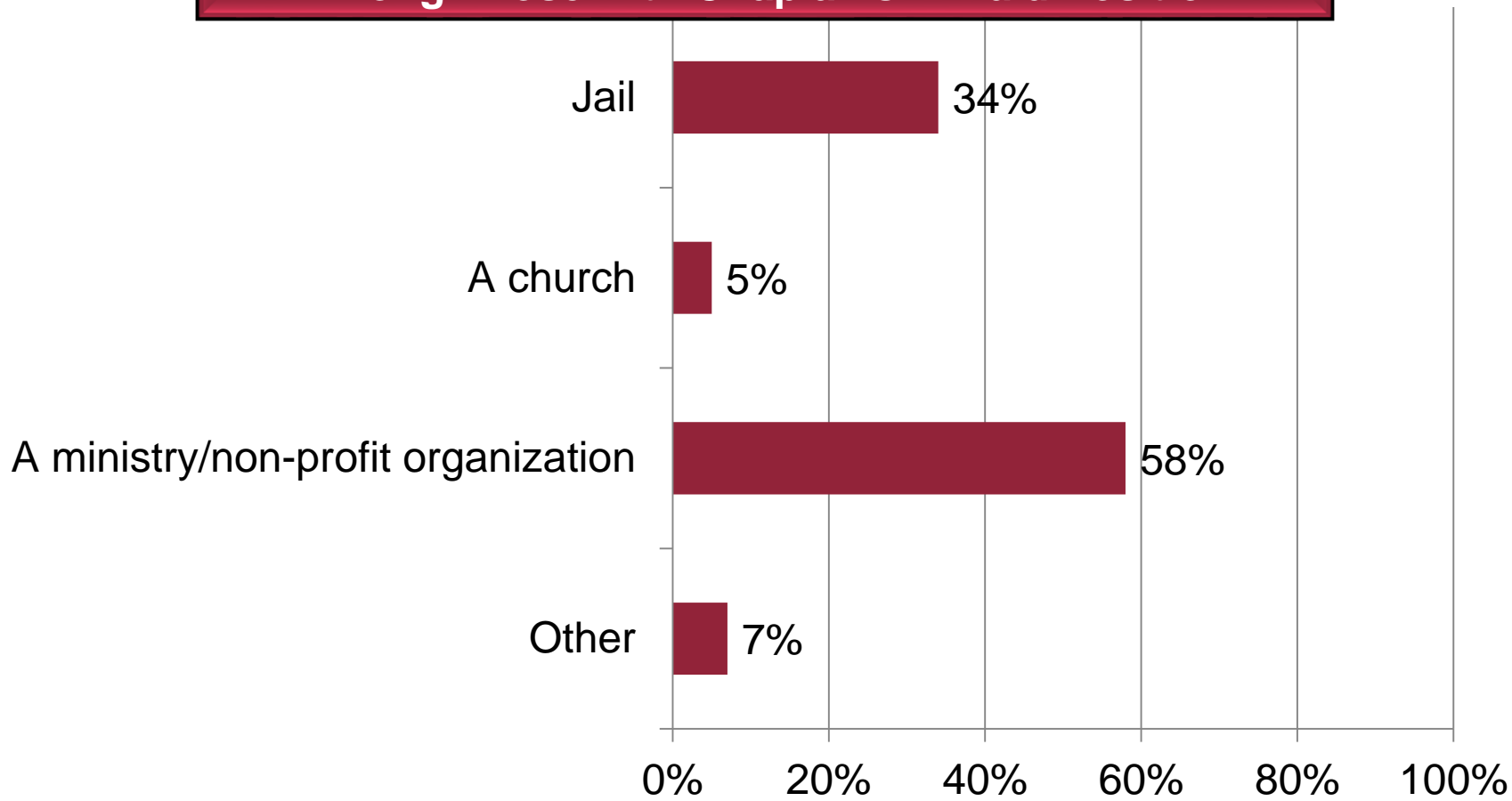
51% say that chaplains are not in a “paid” position



Q15: “Are any of these chaplain(s) in a “paid” position by an employer (Jail or other employer)?” n=187

58% say that chaplains in a paid position are employed by a ministry or non-profit organization

Among Those with Chaplains in Paid Position

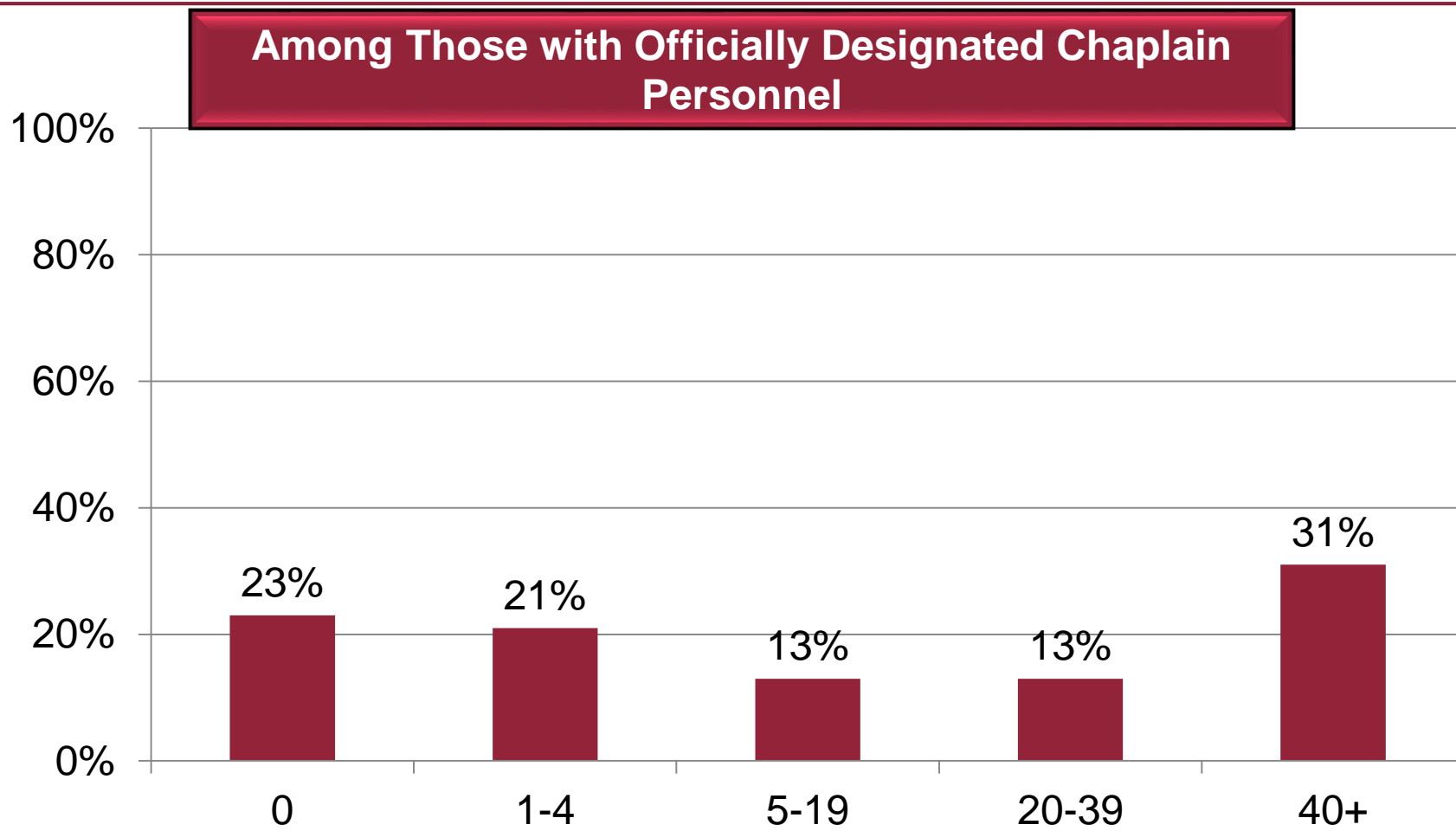


Q16: "For those chaplain(s) in a *paid* position, who employs them? (Check all that apply)?" n=86

“What is the process for vetting and selecting a chaplain?”

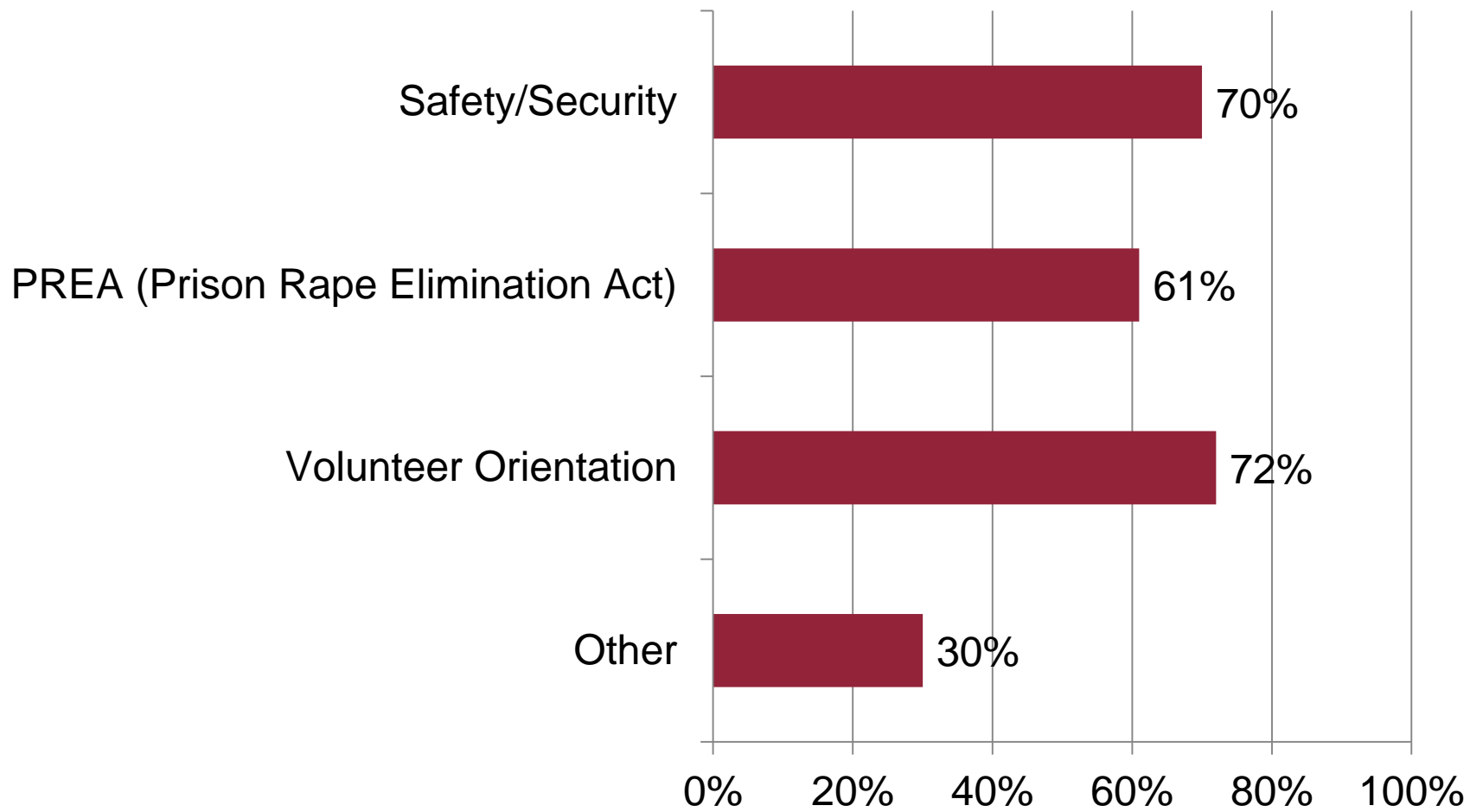
Background check	49%
Application/Interview process	28%
Ordained/sponsored by a church	17%
Training	10%
Hired by Good News Jail and Prison Ministry	10%
Volunteers from local churches	8%
Letters of reference	7%
Hired by outside organization	4%
Board of directors	2%
Do not have a chaplain	1%
Ministry experience	1%
Other	6%
Not sure	3%
None	2%

44% say chaplains are required to work four hours a week or less



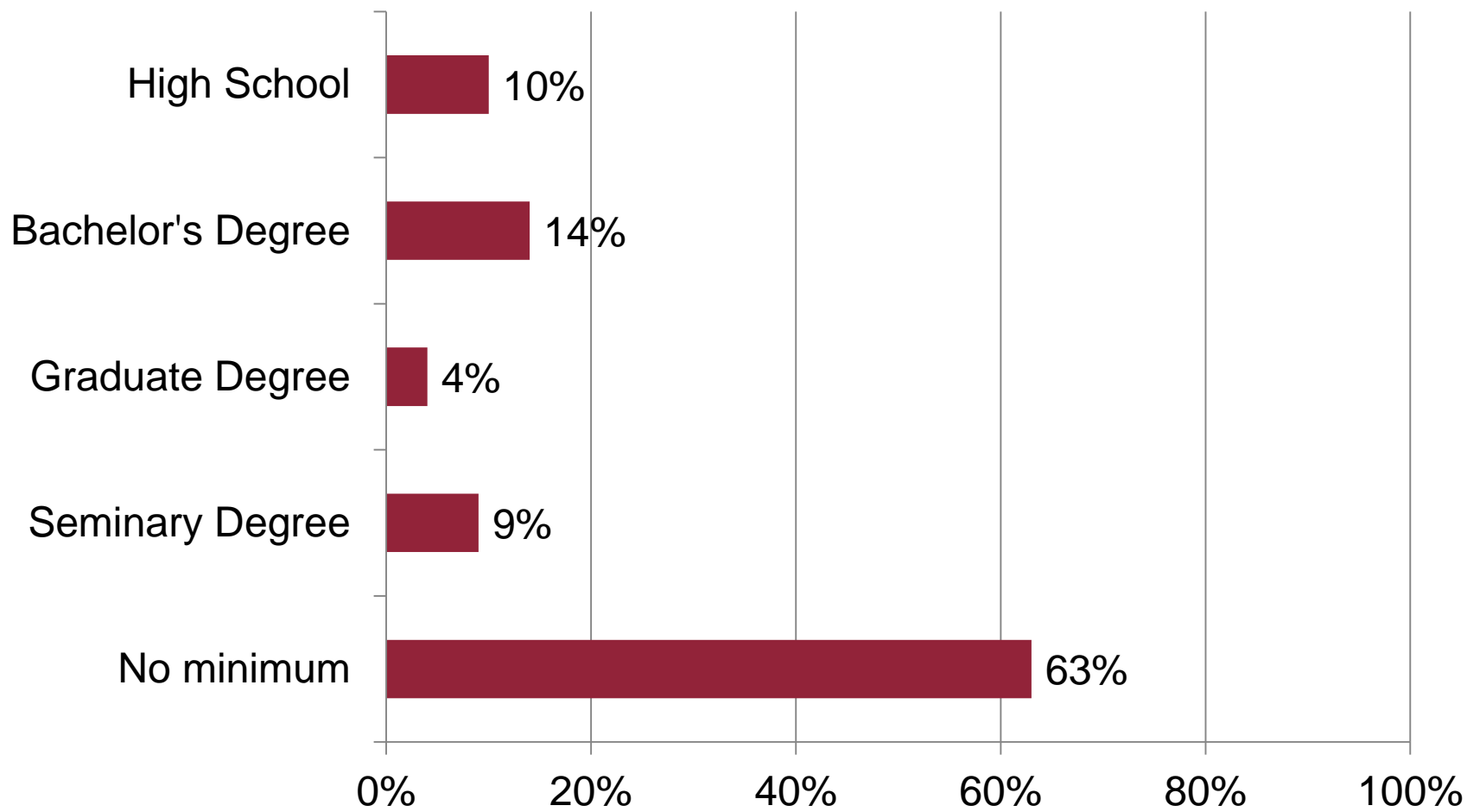
Q18: "Approximately how many hours are chaplains required to work each week?" n=165

“What specific training is required of chaplain(s)?”



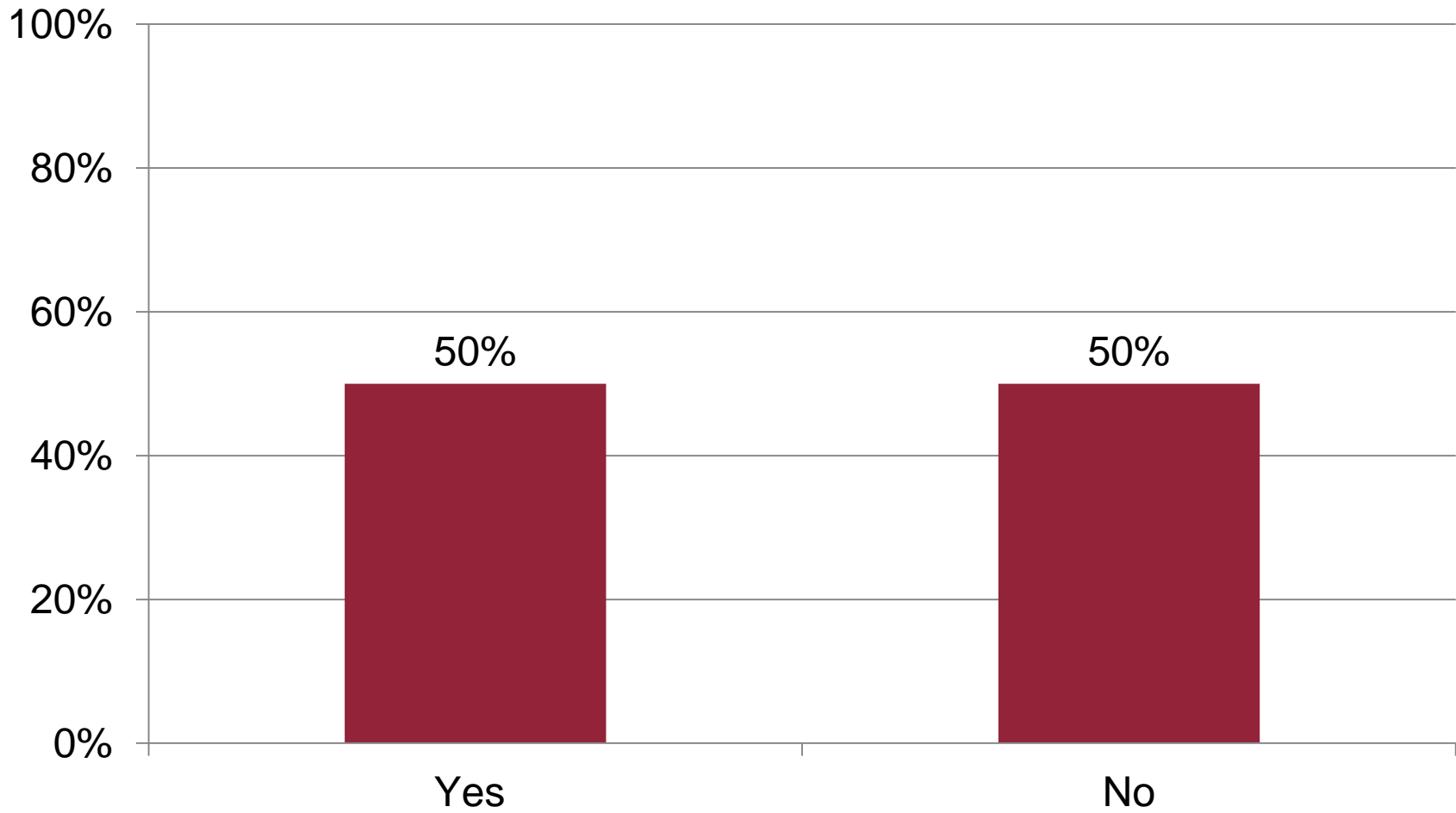
Q19: “What specific training is required of chaplain(s)? (Check all that apply)” n=224

63% say there are no minimum education requirements for chaplains



Q21: "What minimal educational requirements, if any, must the chaplain(s) meet?" n=215

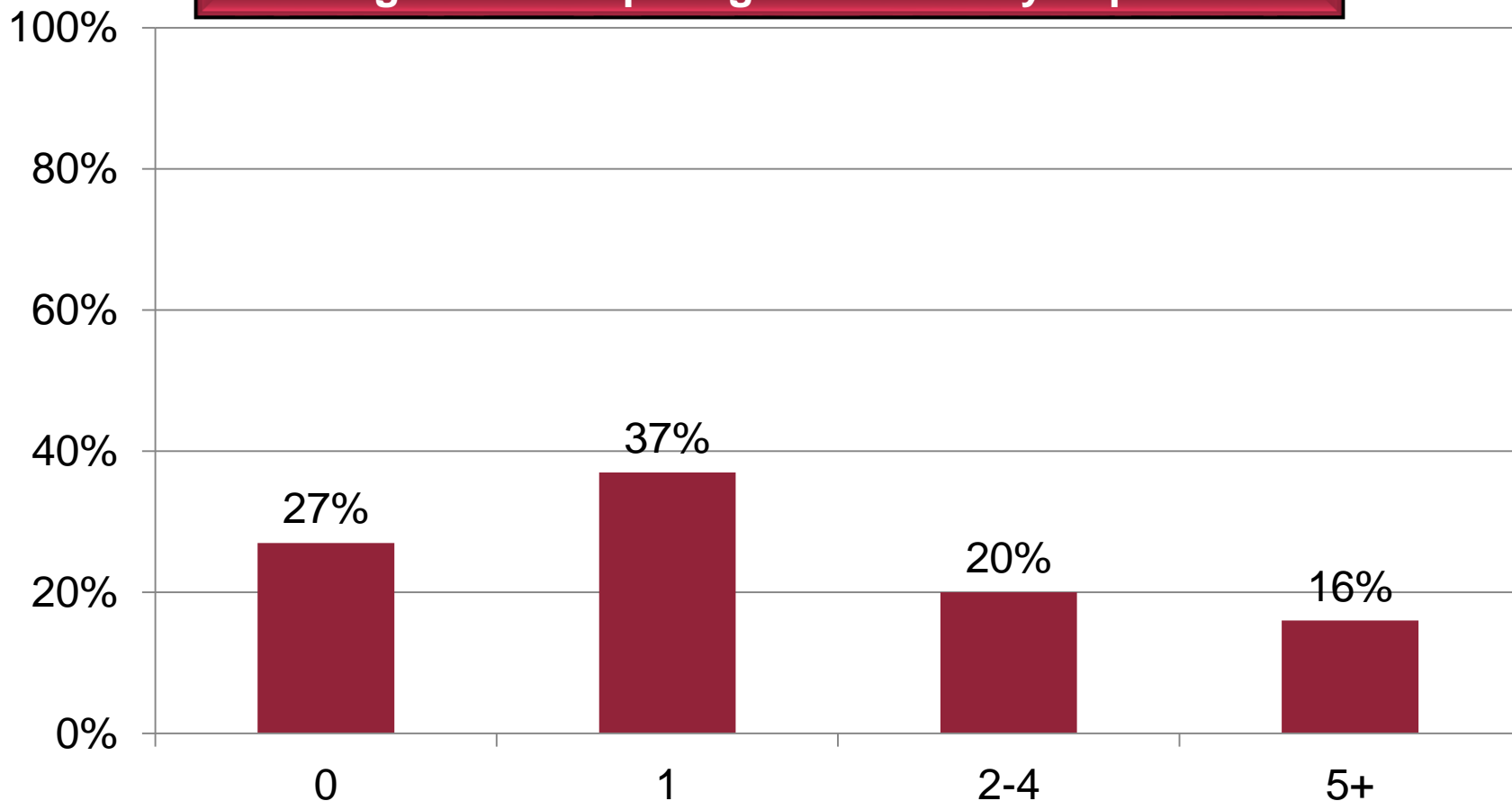
“Are there specific requirements for chaplain(s) to have previous ministry experience?”



Q22: “Are there specific requirements for chaplain(s) to have previous ministry experience?” n=222

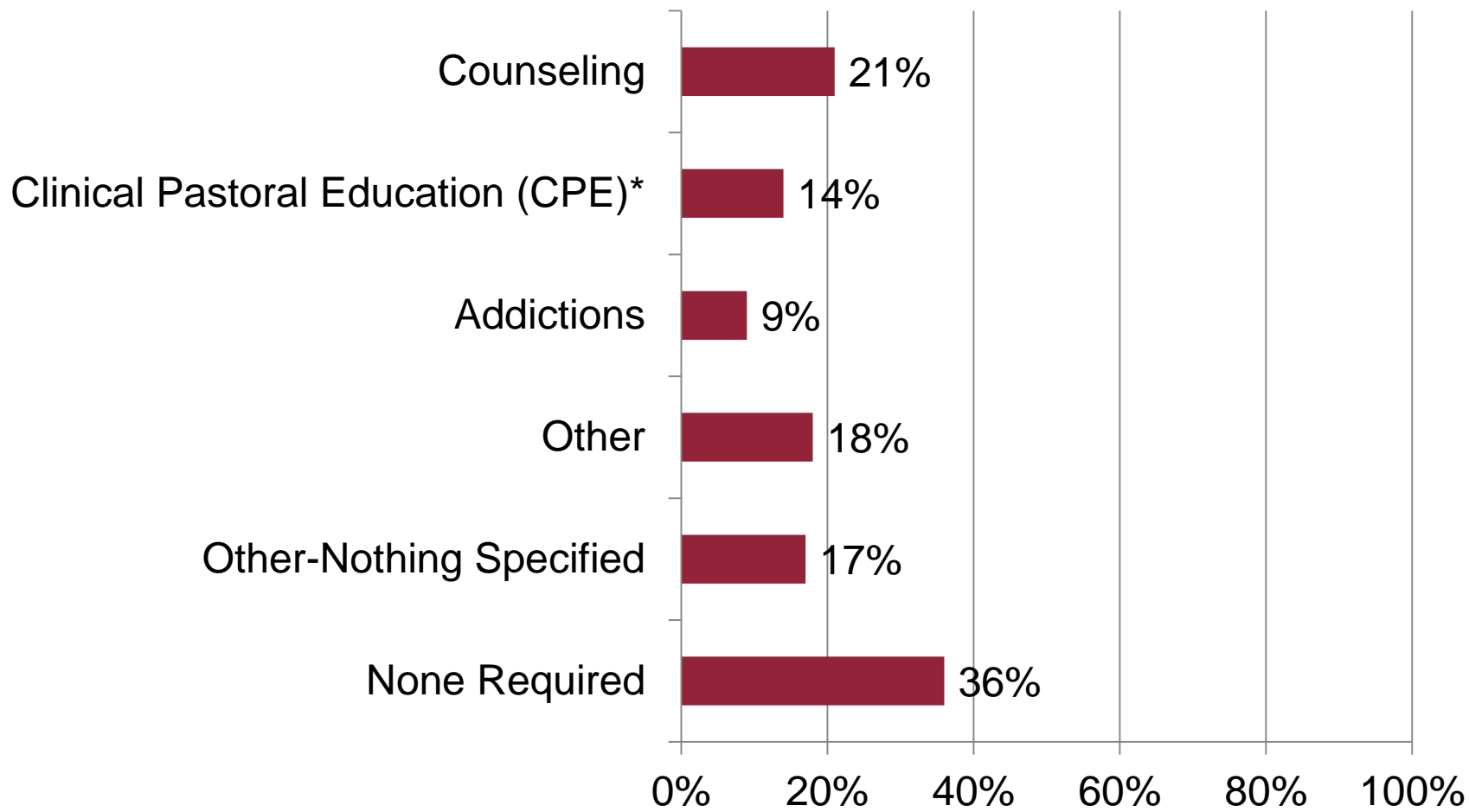
64% say that chaplains are required to have one year or less of experience

Among Those Requiring Prior Ministry Experience



Q23: "How many years of ministry experience are chaplain(s) required to have?" n=86

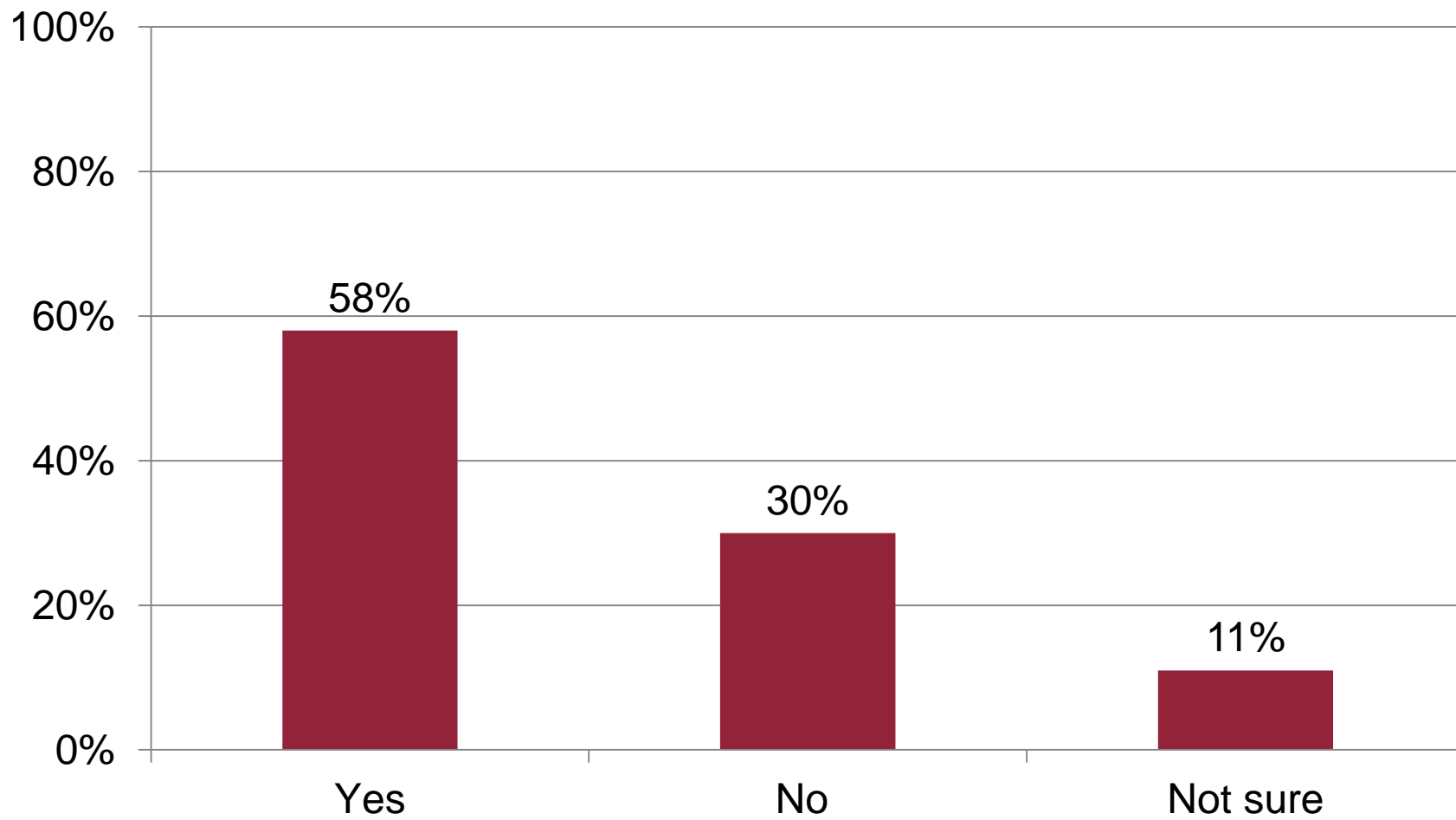
“Are there additional credentials and or/experience required for chaplain(s)?”



Q24: “Are there additional credentials and or/experience required for chaplain(s)? (Select all that apply)” n=217

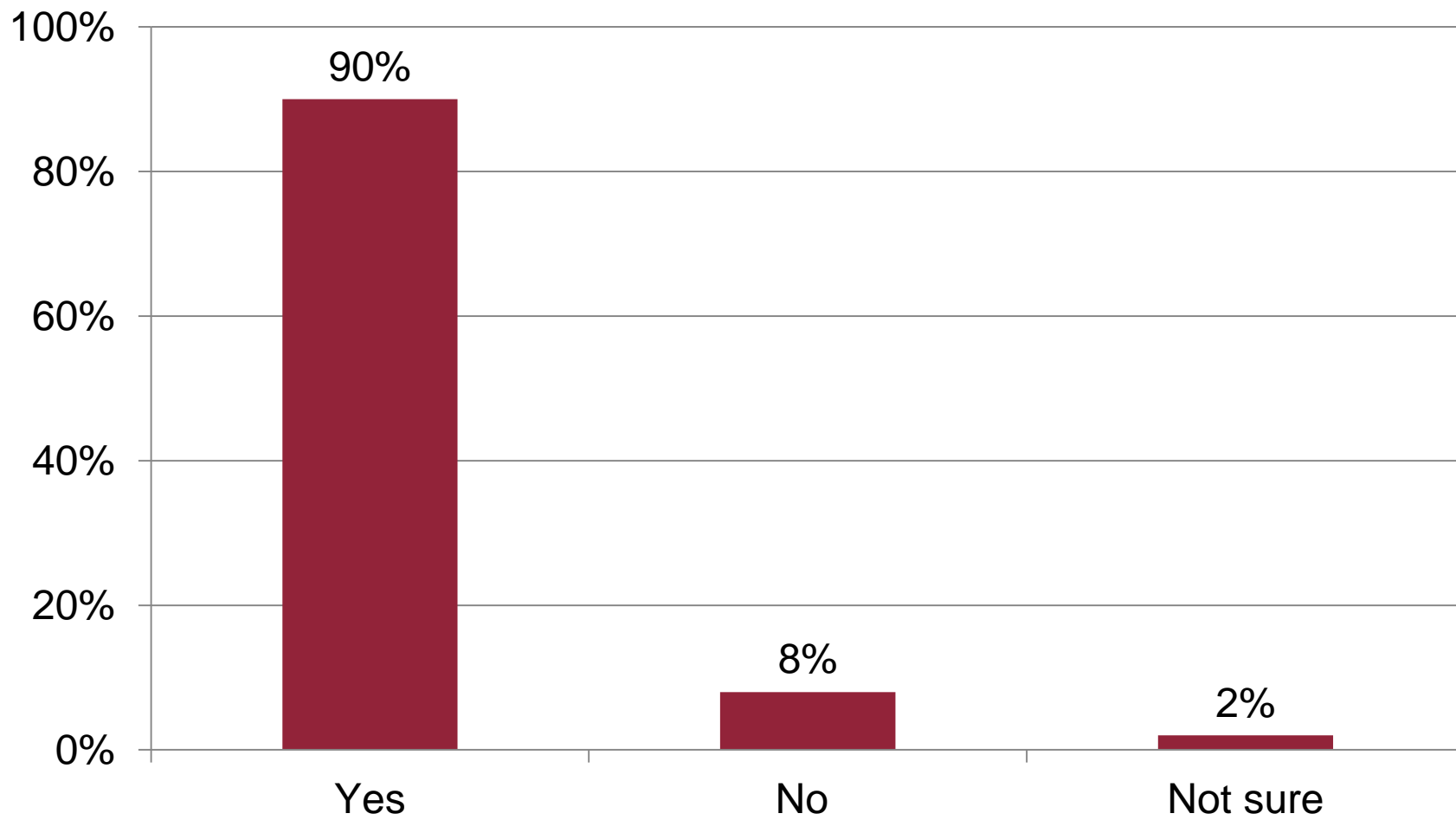
*Among 12 respondents to a follow-up on the number of CPE credits required, responses ranged from 0 to 300 credits

58% say that chaplains are required to maintain a faith group endorsement



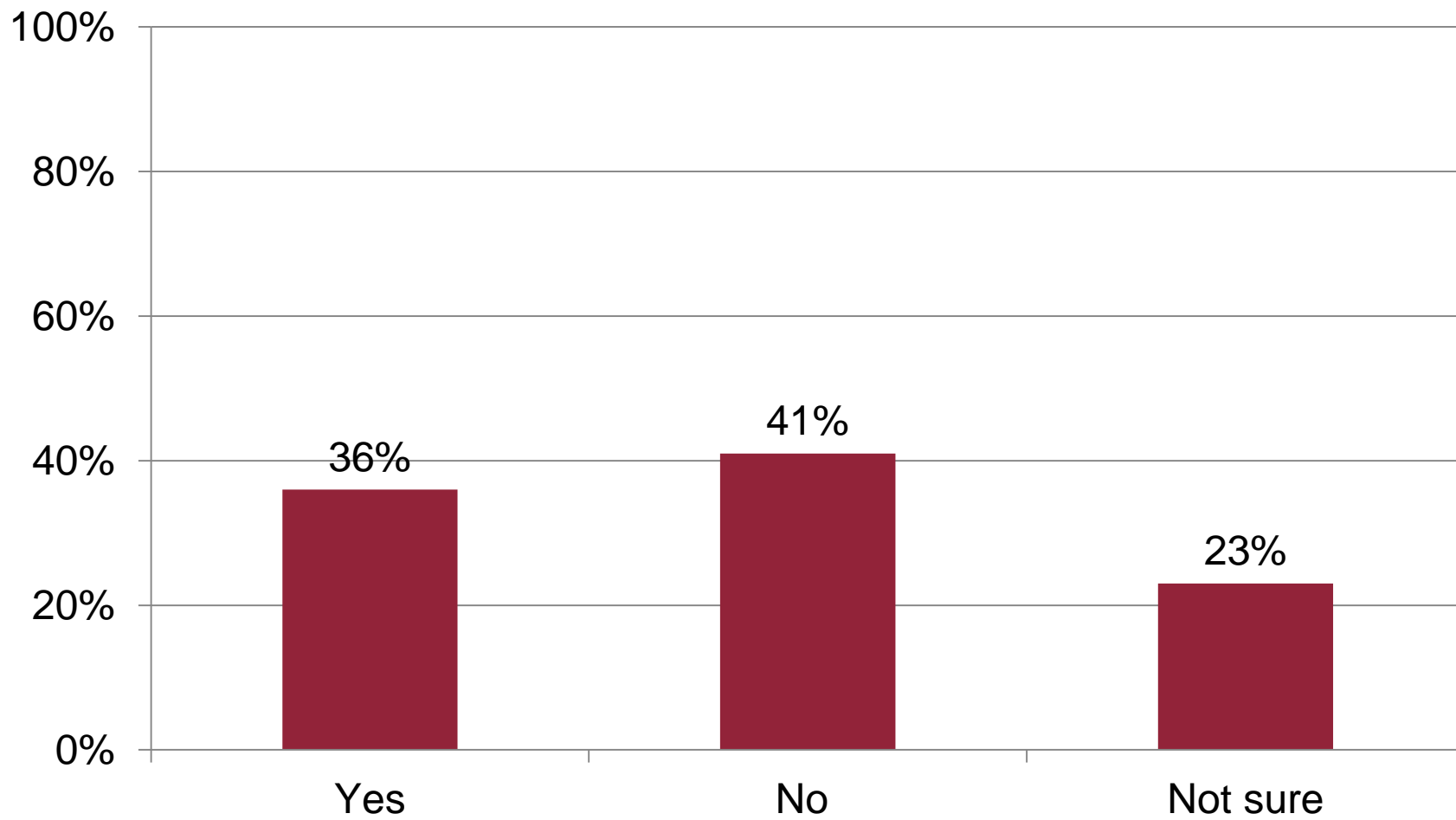
Q26: "Are chaplains required to possess and maintain an endorsement, ordination or commission from a faith group?" n=214

90% say that background checks are conducted on chaplains



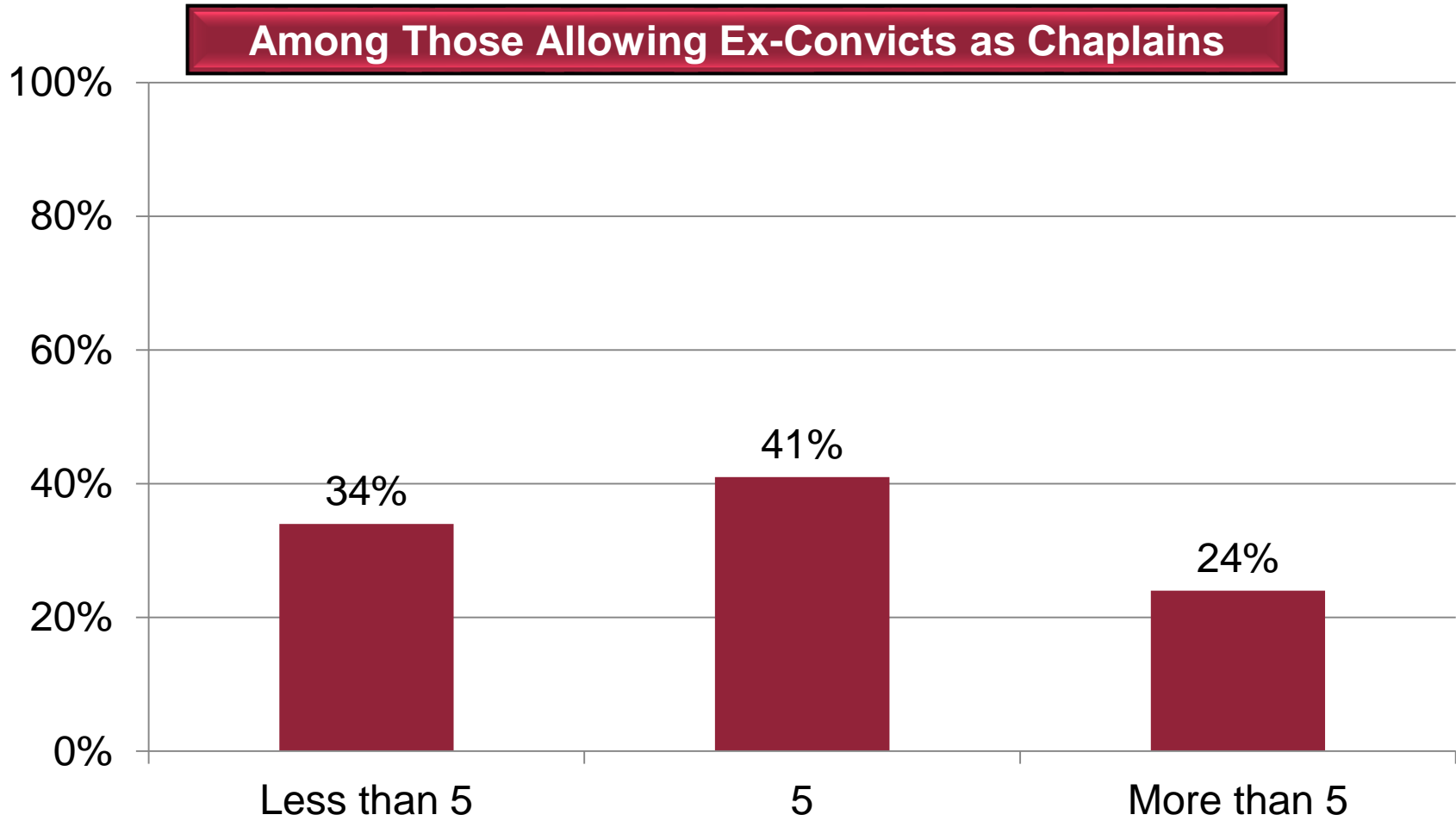
Q27: "Do you conduct background checks on chaplains?" n=214

36% say that an individual with a felony conviction would be eligible to be appointed as a chaplain



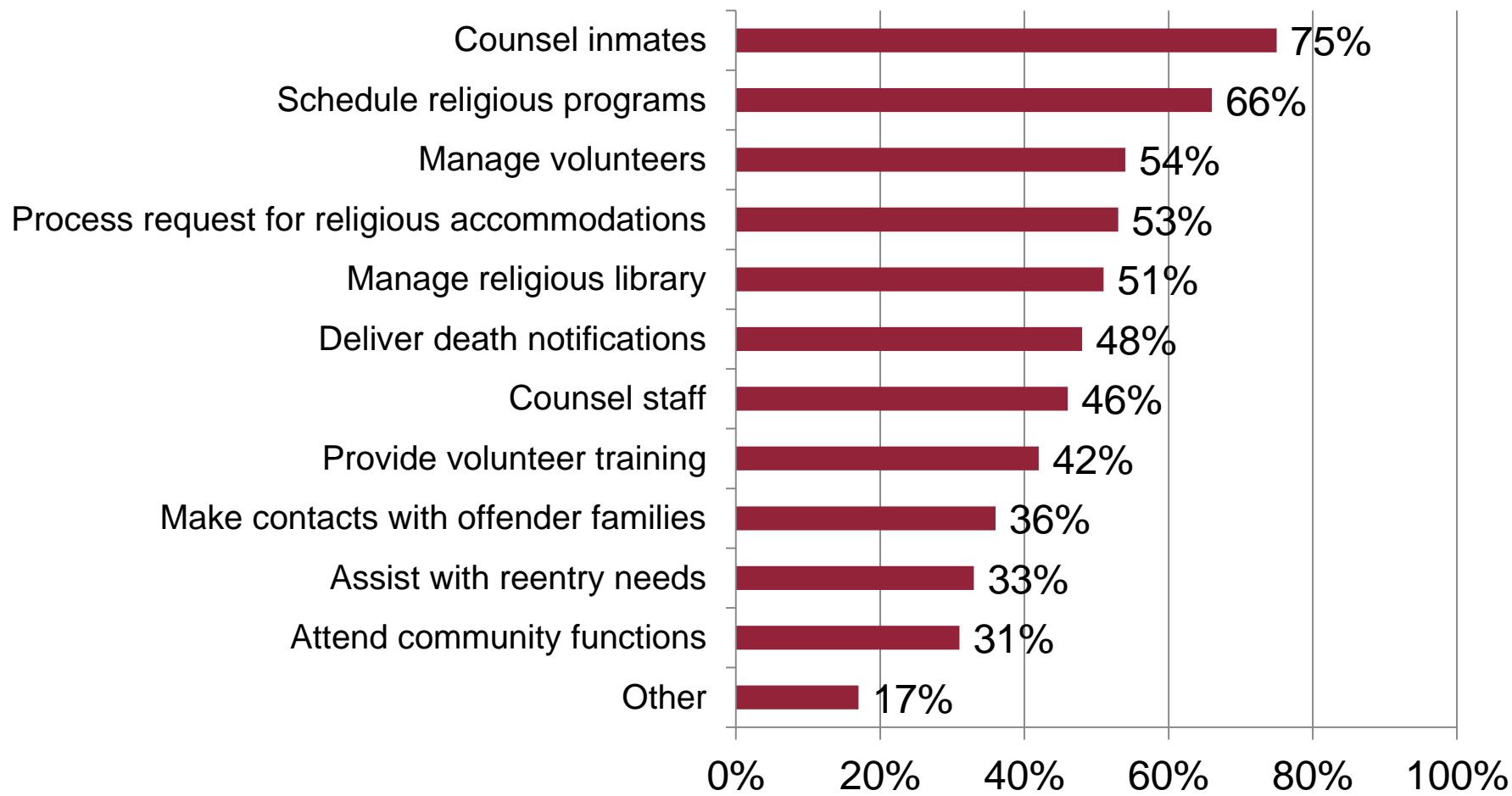
Q28: "Would an individual with a felony conviction be eligible for appointment as a chaplain?" n=216

66% say that it would have to be 5 years or more since someone's release to be considered as a chaplain



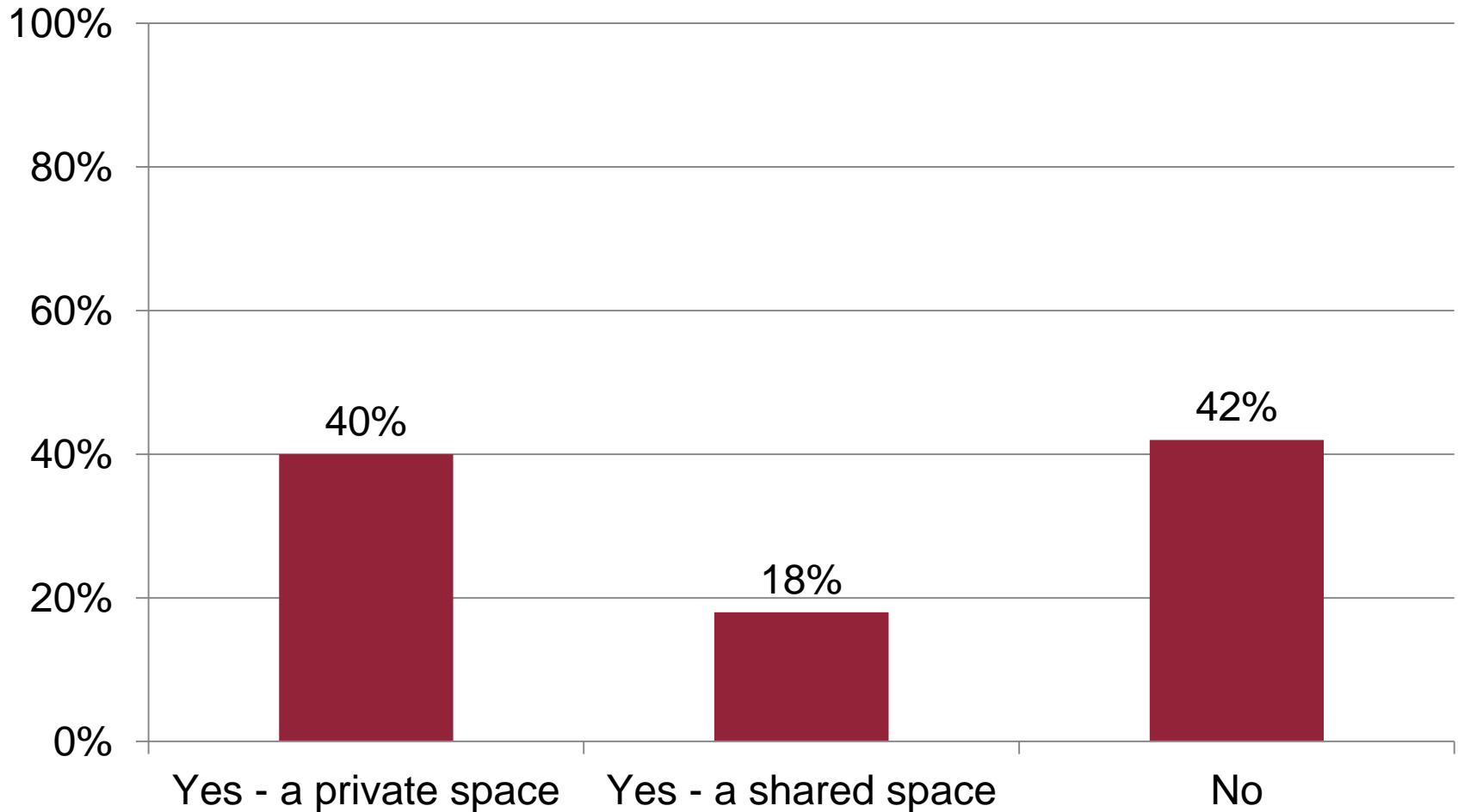
Q29: "If so, how many years since release would be required for he/she to be considered?" n=70

“What are the roles and responsibilities of your designated chaplain?”



Q30: “What are the roles and responsibilities of your designated chaplain? (Check all that apply)” n=213

4 out of 10 say that chaplains are provided a private office space

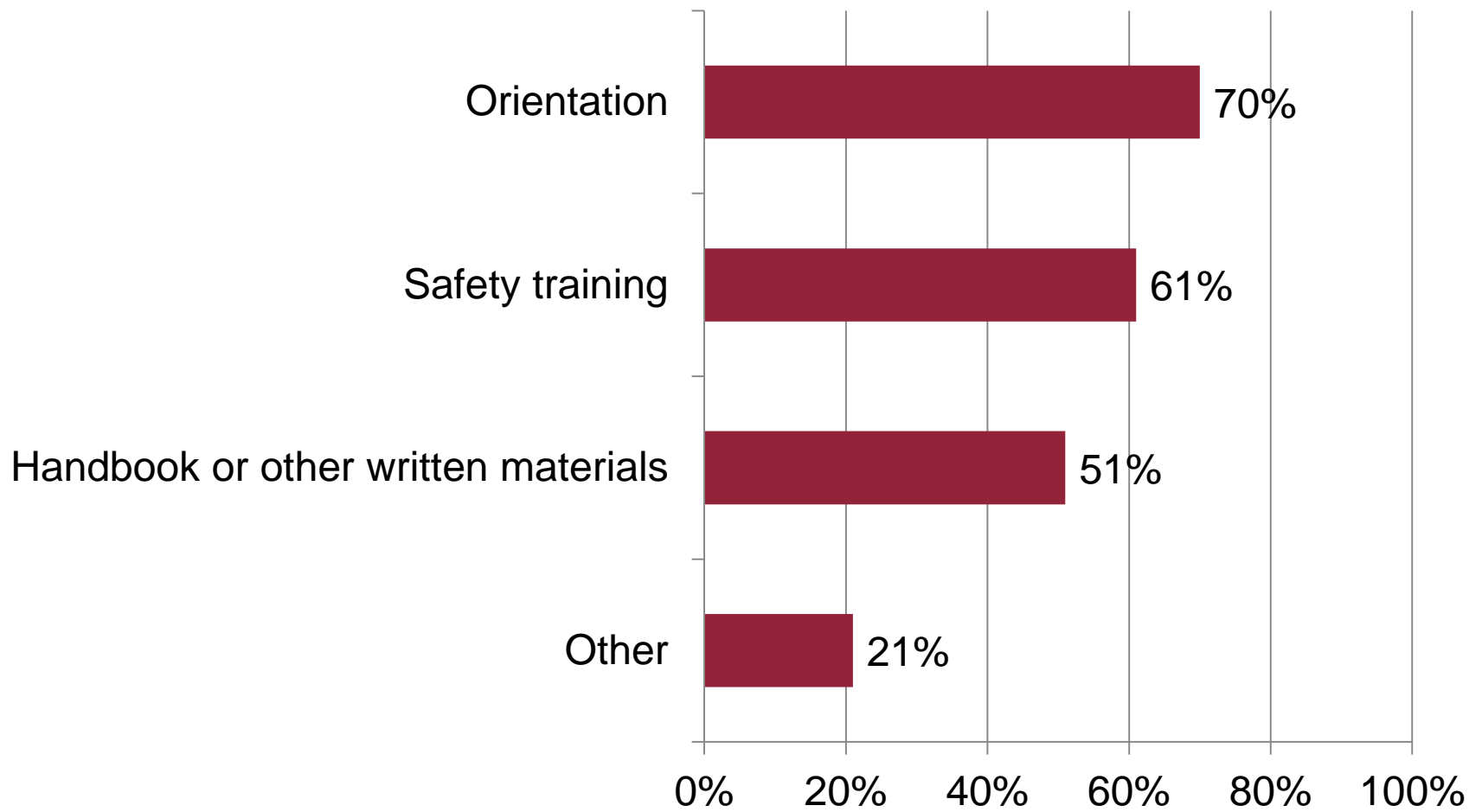


Q31: "Is the chaplain provided office space in your facility?" n=207

“Please share additional services and/or equipment access that may be supplied for use by the chaplain team?”

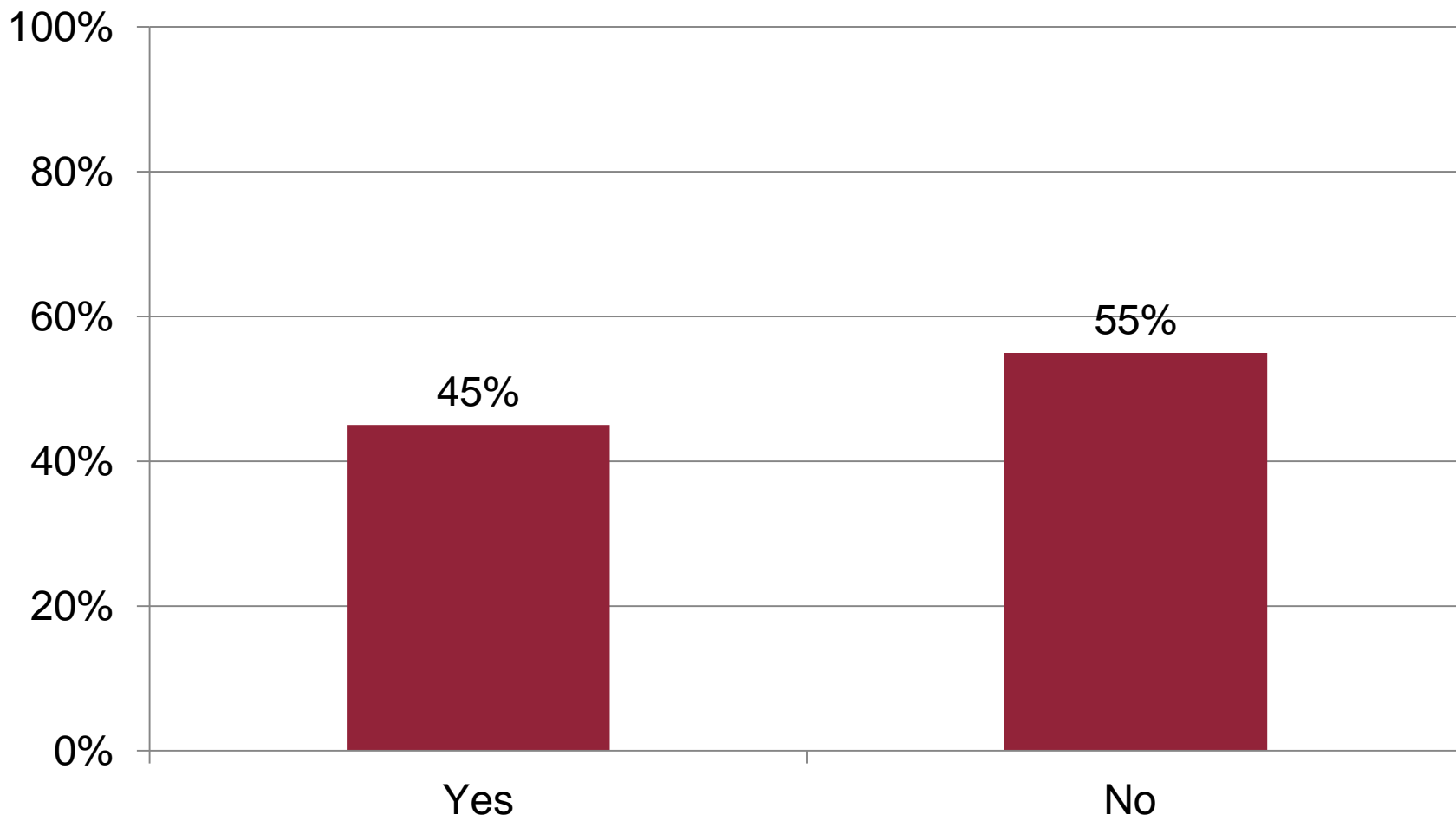
Computer/Phone/Other office equipment	25%
TV/DVD player	23%
Meeting space (library, chapel, etc.)	14%
Bibles/Bible study books	12%
Chaplain brings own equipment/supplies	7%
Sound equipment	5%
Supply all equipment and materials	4%
Musical instruments	3%
Uniform	3%
Other	6%
None	20%

“What training/materials do you (or the jail) provide for volunteers”



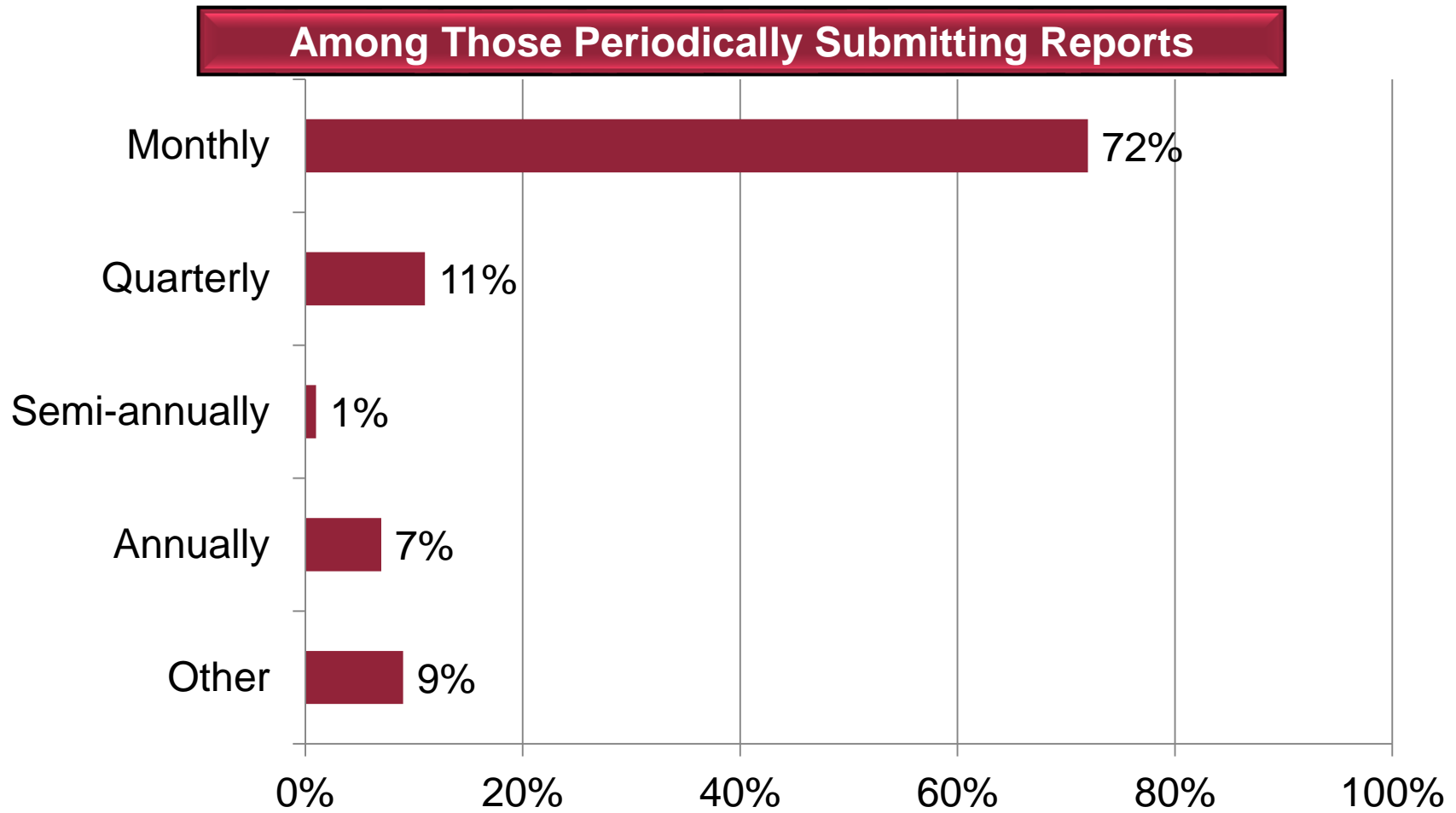
Q33: “What training or materials does your jail provide for volunteers (Choose all that apply)” n=212

45% say that chaplains periodically submit a report of activities



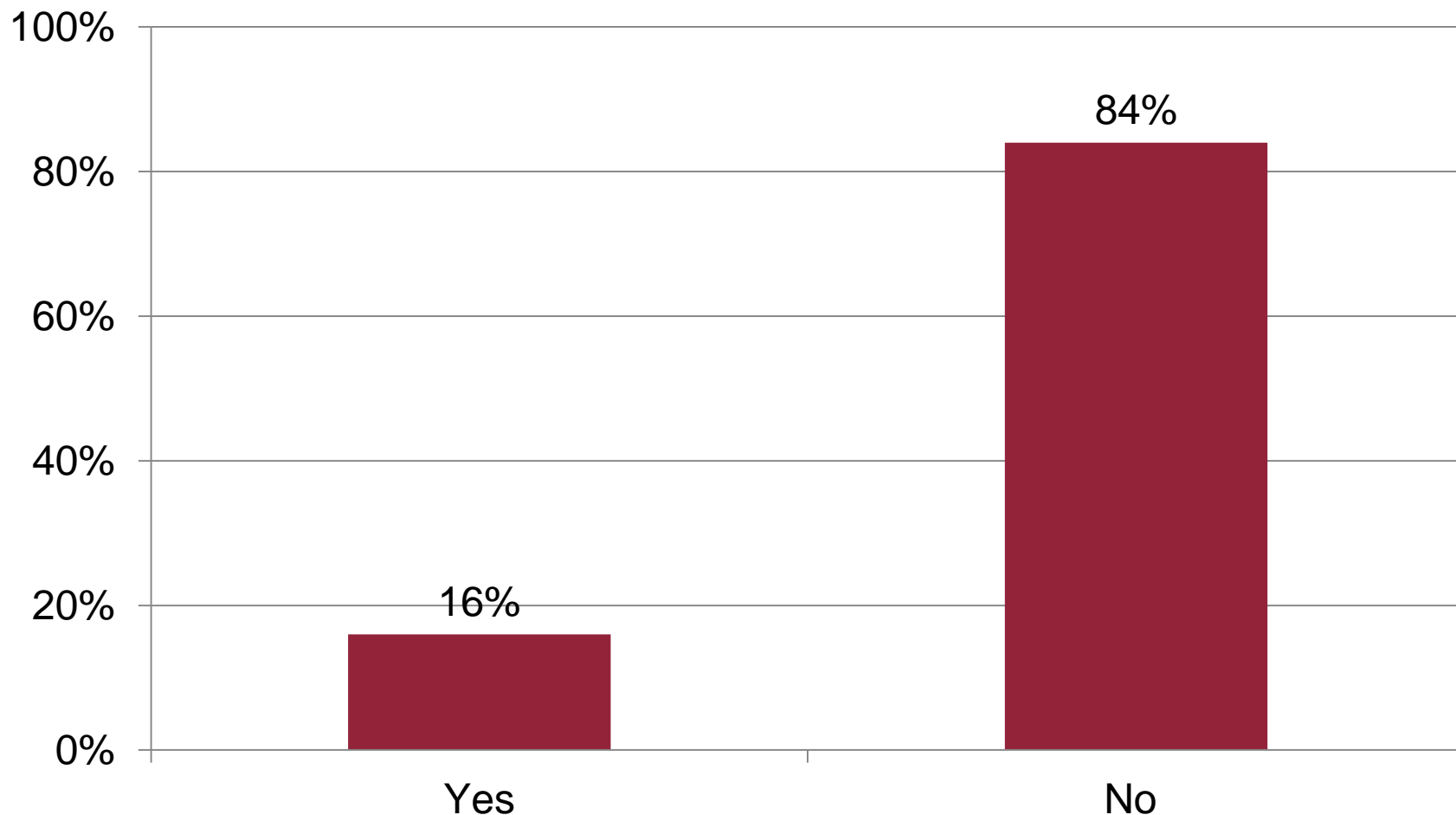
Q34: "Is there a periodic report of activities (e.g., # of activities/events per month, # of attendees as activities/events, etc.) chaplains must submit?" n=212

72% say an activity report is submitted monthly



Q35: "How often is this activity report submitted?" n=95

84% do not have a system in place to measure the impact participating in religious services has on inmates



Q36: "Do you have any type of system or program in place that measures the impact that participating in religious services has on inmates?" n=212

“Can you please share the details about this system or program?”

Track attendance for services/Bible studies	48%
Review data/statistics	17%
Inmates testimony/Life after release	13%
Journal of contacts	9%
Survey inmates	9%
None	4%

“What are some challenges you face implementing religious services at your jail that may be hindering its effectiveness in meeting the needs of inmates?”

Lack of space	26%
Finding volunteers	19%
Time constraints	14%
Staffing	8%
Inmates participation	8%
Diverse population/beliefs	5%
Security/safety	3%
Funding	2%
Supplies	1%
Having Bibles/books	1%
Other	6%
None	15%

Significant Differences

Size of facility
Region

Significant Statistical Differences

- Comparisons were made to determine if there are any significant statistical differences among the facilities' size and location.

Size	Region
1-49 inmates	Northeast*
50-249 inmates	Midwest
250-999 inmates	South
1000+ inmates	West

Note: Region is defined by US Census regions

*Too few Northeast respondents for valid comparisons

“At your facility, which of the following best reflects who hires or coordinates chaplain(s)?” (Asked of initial recipients)

- Those at facilities with 1-49 inmates (43%) and 50-249 inmates (49%) are more likely to select “I am responsible” than those at facilities with 250-999 inmates (22%) and 1,000+ inmates (19%)
- Those at facilities with 250-999 inmates (11%) and 1,000+ inmates (12%) are more likely to select “I delegate this to a designated agency/non-profit” than those at facilities with 50-249 inmates (2%)
- Those at facilities with 250-999 inmates (12%) and 1,000+ inmates (17%) are more likely to select “A staff member delegates this to an agency/non-profit” than those at facilities with 1-49 inmates (2%) or 50-249 inmates (3%)
- Those at facilities in the South (43%) are more likely to select “I am responsible” than those at facilities in the Midwest (27%)

“Is your facility a...” (Asked of initial recipients)

- Those at facilities with 1-49 inmates (100%) and 50-249 inmates (98%) are more likely to select “County jail” than those at facilities with 250-999 inmates (90%) and 1,000+ inmates (79%)
- Those at facilities with 250-999 inmates (8%) and 1,000+ inmates (17%) are more likely to select “Regional jail” than those at facilities with 1-49 inmates (<1%) and 50-249 inmates (2%)
- Those at facilities in the Midwest (99%) are more likely to select “County jail” than those at facilities in the South (88%)
- Those at facilities in the South (10%) are more likely to select “Regional jail” than those at facilities in the Midwest (1%)

“Which best reflects the “model” of working or coordinating with religious service providers at your jail?”

We work directly with ministries and other non-profit organizations who provide chaplains and/or volunteers (e.g., Good News Jail & Prison Ministry)

- Those at facilities with 250-999 inmates (62%) and 1,000+ inmates (66%) are more likely to select than those at facilities with 1-49 inmates (29%) and 50-249 inmates (37%)

We work directly with churches who provide chaplains and/or volunteers

- No significant differences

We work with specific individuals who contact the jail directly to offer their services

- No significant differences

“Other than general security policies applicable to any ⁴² volunteers, does your facility have written policies/procedures for religious volunteers/programs?”

- Those at facilities with 250-999 inmates (84%) and 1,000+ inmates (95%) are more likely to select “Yes” than those at facilities with 1-49 inmates (66%)

“If you have officially designated chaplain personnel, how many chaplains are officially used at the jail (including yourself if you are a chaplain)?”

- Those at facilities with 50-99 inmates (43%) are more likely to answer “2-3” than those at facilities with 250-999 inmates (25%)
- Those at facilities with 250-999 inmates (15%) and 1,000+ inmates (18%) are more likely to answer “More than 10” than those at facilities with 50-249 inmates (4%)
- Those at facilities in the West (50%) are more likely to answer “2-3” than those at facilities in the Midwest (21%)
- Those at facilities in the Midwest (21%) are more likely to answer “6-10” than those at facilities in the South (8%)

“Are any of these chaplain(s) in a “paid” position by an employer (Jail or other employer)?”

- Those at facilities with 250-999 inmates (58%) and 1,000+ inmates (76%) are more likely to select “Yes” than those at facilities with 1-49 inmates (13%) and 50-249 inmates (25%)

“For those chaplain(s) in a *paid* position, who employees them?”

Jail

- Those at facilities in the South (43%) are more likely to select than those at facilities in the Midwest (18%)

A church

- No significant differences

A ministry/non-profit organization

- Those at facilities in the Midwest (71%) are more likely to select than those at facilities in the West (30%)

“Approximately how many hours are chaplains required to work each week?”

- Those at facilities with 1-49 inmates (52%) and 50-249 inmates (36%) are more likely to answer “0” than those at facilities with 250-999 inmates (10%) and 1,000+ inmates (8%)
- Those at facilities with 1-49 inmates (39%) are more likely to answer “1-4” than those at facilities with 250-999 inmates (17%) and 1,000+ inmates (6%)
- Those at facilities with 250-999 inmates (24%) are more likely to answer “20-39” than those at facilities with 1-49 inmates (<1%) and 50-249 inmates (6%)
- Those at facilities with 250-999 inmates (37%) and 1,000+ inmates (67%) are more likely to answer “40+” than those with 1-49 inmates (<1%) and 50-249 inmates (11%)

“Approximately how many hours are chaplains required to work each week?” (continued)

- Those at facilities in the Midwest (42%) are more likely to answer “0” than those in the South (16%) and West (8%)
- Those at facilities in the West (40%) are more likely to answer “1-4” than those at facilities in the Midwest (19%) and South (16%)
- Those at facilities in the South (37%) and West (40%) are more likely to answer “40+” than those at facilities in the Midwest (18%)

“What specific training is required of chaplain(s)?”

Safety/Security

- Those at facilities with 250-999 inmates (82%) and 1,000+ inmates (89%) are likely to select than those at facilities with 1-49 inmates (39%) and 50-249 (61%) inmates
- Those at facilities in the South (75%) and West (84%) are more likely to select than those at facilities in the Midwest (58%)

PREA (Prison Rape Elimination Act)

- Those at facilities with 250-999 inmates (75%) and 1,000+ inmates (89%) are more likely to select than those at facilities with 1-49 inmates (31%) and 50-249 inmates (47%)
- Those at facilities in the West (78%) are more likely to select than those at facilities in the Midwest (52%)

“What specific training is required of chaplain(s)?” (continued)

Volunteer Orientation

- Those at facilities with 250-999 inmates (90%) and 1,000+ inmates (84%) are likely to select than those at facilities with 1-49 inmates (36%) and 50-249 (64%) inmates
- Those at facilities in the South (76%) and West (88%) are more likely to select than those at facilities in the Midwest (60%)

“What minimal educational requirements, if any, must the chaplain(s) meet?”

- Those at facilities with 1,000+ inmates are the most likely to select “Bachelor’s degree” (38%), followed by those with 250-999 inmates (17%)
- Those at facilities with 1-49 inmates (79%) and 50-249 (82%) are more likely to select “No minimum” than those at facilities with 250-999 inmates (58%) and 1,000+ inmates (22%)
- Those at facilities in the Midwest (74%) are more likely to select “No minimum” than those at facilities in the South (54%)

“Are there specific requirements for chaplain(s) to have previous ministry experience?”

- Those at facilities with 250-999 inmates (61%) and 1,000+ inmates (59%) are more likely to select “Yes” than those at facilities with 50-249 inmates (37%)

“How many years of ministry experience are chaplain(s) required to have?”

- Those at facilities with 1-49 inmates are the most likely to answer “0” (69%)
- Those at facilities in the Midwest (45%) are more likely to answer “0” than those at facilities in the South (11%)
- Those at facilities in the South (29%) are more likely to answer “2-4” than those at facilities in the Midwest (6%)

“Are there additional credentials and or/experience required for chaplain(s)?”

Clinical Pastoral Education (CPE)

- No significant differences

Addictions

- Those at facilities with 1,000+ inmates (17%) are more likely to select than those at facilities with 1-49 inmates (3%)

Counseling

- Those at facilities with 250-999 inmates (27%) and 1,000+ inmates (33%) are more likely to select than those at facilities with 50-249 inmates (12%)

“Are chaplains required to possess and maintain an endorsement, ordination or commission from a faith group?”

- Those at facilities with 250-999 inmates (71%) and 1,000+ inmates (75%) are more likely to select than those at facilities with 1-49 inmates (38%) and 250-249 inmates (45%)

“Do you conduct background checks on chaplains?”

- Those at facilities with 250-999 inmates (94%) are more likely to select “Yes” than those at facilities with 1-49 inmates (80%)

“Would an individual with a felony conviction be eligible for appointment as a chaplain?”

- Those at facilities with 250-999 inmates (44%) and 1,000+ inmates (50%) are more likely to select “Yes” than those at facilities with 1-49 inmates (20%) and 50-249 (28%)
- Those at facilities in the West (59%) are more likely to select “Yes” than those at facilities in the Midwest (35%) and South (29%)

“If so, how many years since release would be required for he/she to be considered?”

- No significant differences

“What are the roles and responsibilities of your designated chaplain?”

Manage volunteers

- Those at facilities with 250-999 inmates (69%) and 1,000+ inmates (86%) are more likely to select than those at facilities with 1-49 inmates (20%) and 50-249 inmates (40%)
- Those at facilities in the South (61%) are more likely to select than those at facilities in the Midwest (44%)

Provide volunteer training

- Those at facilities with 250-999 inmates (52%) and 1,000+ inmates (71%) are more likely to select than those at facilities with 1-49 inmates (17%) and 50-249 inmates (29%)

Schedule religious programs

- Those at facilities with 250-999 inmates (72%) and 1,000+ inmates (91%) are more likely to select than those at facilities with 1-49 inmates (49%) and 50-249 inmates (54%)

“What are the roles and responsibilities of your designated chaplain?” (continued)

Manage religious library

- Those at facilities with 250-999 inmates (67%) and 1,000+ inmates (71%) are more likely to select than those at facilities with 1-49 inmates (23%) and 50-249 inmates (38%)

Process Request for religious accommodations

- Those at facilities with 250-999 inmates (68%) and 1,000+ inmates (83%) are more likely to select than those at facilities with 1-49 inmates (26%) and 50-249 inmates (34%)

Deliver death notifications

- Those at facilities with 250-999 inmates (67%) and 1,000+ inmates (83%) are more likely to select than those at facilities with 1-49 inmates (9%) and 50-249 inmates (31%)
- Those at facilities in the South (59%) are more likely to select than those at facilities in the Midwest (35%)

“What are the roles and responsibilities of your designated chaplain?” (continued)

Counsel inmates

- Those at facilities with 1,000+ inmates (91%) are more likely to select than those at facilities with 1-49 inmates (60%) and 50-249 inmates (68%)

Make contacts with offender families

- Those at facilities with 250-999 inmates (47%) and 1,000+ inmates (71%) are more likely to select than those at facilities with 1-49 inmates (11%) and 50-249 inmates (19%)
- Those at facilities in the South (46%) and West (44%) are more likely to select than those at facilities in the Midwest (21%)

Attend community functions

- Those at facilities with 250-999 inmates (37%) and 1,000+ inmates (60%) are more likely to select than those at facilities with 1-49 inmates (21%) and 50-249 inmates (6%)

“What are the roles and responsibilities of your designated chaplain?” (continued)

Assist with reentry needs

- Those at facilities with 250-999 inmates (41%) and 1,000+ inmates (54%) are more likely to select than those at facilities with 1-49 inmates (14%) and 50-249 inmates (24%)

Counsel staff

- Those at facilities with 250-999 inmates (60%) and 1,000+ inmates (74%) are more likely to select than those at facilities with 1-49 inmates (17%) and 50-249 inmates (32%)
- Those at facilities in the South (54%) are more likely to select than those at facilities in the Midwest (38%)

“Is the chaplain provided office space in your facility?”

- Those at facilities with 250-999 inmates (59%) and 1,000+ inmates (71%) are more likely to select “Yes – a private space” than those at facilities with 1-49 inmates (9%) and 50-249 inmates (18%)
- those at facilities with 1-49 inmates (9%) and 50-249 inmates (18%)
- Those at facilities with 1-49 inmates (82%) and 50-249 inmates (58%) are more likely to select “No” than those at facilities with 250-999 inmates (24%) and 1,000+ inmates (9%)

“What training/materials do you (or the jail) provide for volunteers”

Orientation

- Those at facilities with 1-49 inmates are the least likely to select (43%)
- Those at facilities in the South (79%) and West (78%) are more likely to select than those at facilities in the Midwest (56%)

Safety training

- Those at facilities with 1-49 inmates are the least likely to select (26%)
- Those at facilities in the South (69%) and West (69%) are more likely to select than those at facilities in the Midwest (45%)

Handbook or other written material

- Those at facilities with 1-49 inmates are the least likely to select (26%)

“Is there a periodic report of activities (e.g., # of activities/events per month, # of attendees as activities/events, etc.) chaplains must submit?”

- Those at facilities with 250-999 inmates (60%) and 1,000+ inmates (89%) are more likely to select “Yes” than those at facilities with 1-49 inmates (6%) and 50-249 inmates (27%)

“How often is this activity report submitted?”

- No significant differences

“Do you have any type of system or program in place that measures the impact that participating in religious services has on inmates?”

- Those at facilities with 1,000+ inmates (31%) are more likely to select “Yes” than those at facilities with 1-49 inmates (11%) and 50-249 (6%)

Jail Chaplaincy Study

Sponsored by

Institute of Prison Ministries Billy Graham Center
at Wheaton College and
Good News Jail and Prison Ministry

